



**Center for
Research &
Security
Studies**

Rule of Law - Security - Governance

RE-EMERGENCE OF PROXY TERRORISM

ANNUAL SECURITY REPORT

PAKISTAN | 2022 | CRSS

Total Casualties

1730

512

980

750

Attacks | Fatalities | Injuries

CONTENTS

ACRONYMS	3
CASUALTIES FROM TERROR ATTACKS AND COUNTER-TERROR OPERATIONS.....	4
VICTIMS OF TERROR ATTACKS AND COUNTER-TERROR OPERATIONS.....	11
SECURITY OPERATIONS.....	13
TERRORIST ATTACKS.....	20
FATALITIES FROM TERROR ATTACKS AND COUNTER-TERROR OPERATIONS - BREAKDOWN BY REGIONS AND DISTRICTS	30
BALUCHISTAN	30
KHYBER PAKHTUNKHWA.....	31
PUNJAB	34
SINDH	35
ICT, AJK, AND GB.....	37
CASUALTIES FROM SECTARIAN VIOLENCE.....	40
MAJOR TRENDS DURING 2022	45

ACRONYMS

ACRONYM	MEANING
AJK	Azad Jammu Kashmir
ANP	Awami National Party
AQ	Al Qaeda
AQIS	Al Qaeda in the Indian Subcontinent
BLA	Balochistan Liberation Army
BLF	Baloch Liberation Front
BLT	Baloch Liberation Tigers
BNA	Baloch Nationalist Army
BRA	Baloch Republican Army
BRG	Baloch Republican Guard
CTD	Counter-Terrorism Department
FATA	Federally Administered Tribal Areas
FC	Frontier Corps
FIA	Federal Investigation Agency
GB	Gilgit Baltistan
ICT	Islamabad Capital Territory
IED	Improvised Explosive Device
IS-K	Islamic State of Khurasan/ Da'ish
JI	Jamaat-e-Islami
JSQM	Jeay Sindh Qaumi Mahaz
JUIF	Jamiat Ulema-e Islam (Fazl)
KP	Khyber Pakhtunkhwa
LeI	Lashkar-e-Islami
LeJ	Lashkar-e-Jhangvi
MQM	Muttahida Qaumi Movement
PML-N	Pakistan Muslim League Nawaz
PPP	Pakistan People's Party
PTI	Pakistan Tehreek-e-Insaaf
RAW	Research and Analysis Wing
SRA	Sindhudesh Revolutionary Army
TTP	Tehreek-e-Taliban Pakistan

CASUALTIES FROM TERROR ATTACKS AND COUNTER-TERROR OPERATIONS

Terrorist violence touched a new height in 2022. From 850 fatalities in 2021, the figure jumped to 980 in 2022 – indicating an over 15 percent rise in violence from as many as 512 terrorist incidents and counter-terror operations. The highest rise in violence was recorded in Khyber Pakhtunkhwa (KP), where fatalities went up from 399 in 2021 to 633 this year – a nearly 59% rise. Balochistan recorded a marginal increase of 1% in violence but it could not bring any relief to the region as it had the second-highest number of fatalities in the country. All other regions witnessed a drop in violence with Punjab, the largest province of the country, recorded a 61% drop in violence, followed by Sindh 50% down, and Islamabad Capital Territory (ICT) registered an 11% decline, while Gilgit Baltistan (GB) had no incident of violence this year (Table 01-A and Table 01-B).

Both KP and Balochistan together suffered nearly 90 percent of all fatalities across the country, with the last month of the year i.e., December emerging as the deadliest for the security forces that lost at least 42 personnel in over two dozen attacks.

Officials attributed the concentration of violence in KP and Balochistan to the return of the Taliban to power in Afghanistan, where thousands of Pakistani militants and wanted terrorists – mostly linked to the banned Tehreek-e-Taliban Pakistan (TTP) - reportedly enjoy safe havens and the necessary support for planning acts of terror in Pakistan.

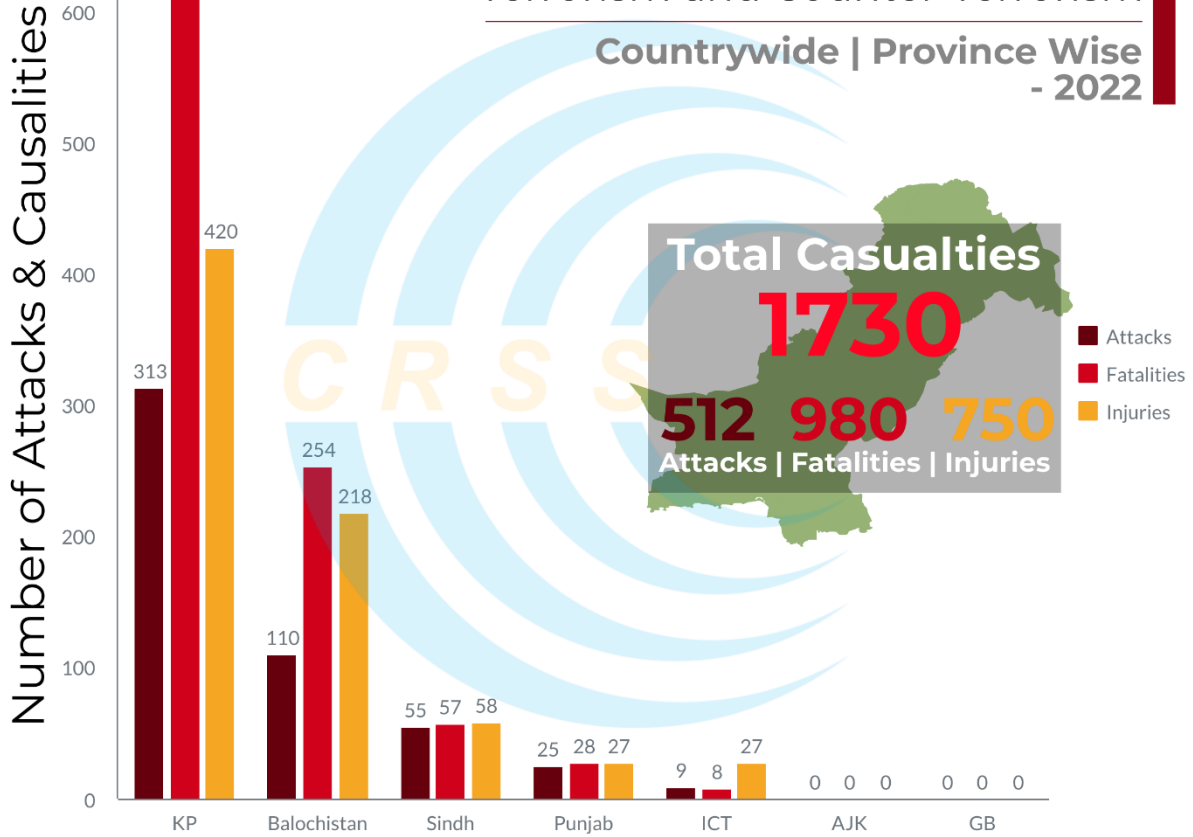
TTP demands the restoration of seven former FATA (Federally Administered Tribal Areas) regions that had been merged with KP in May 2018. The terrorist group also wants the army to withdraw from the region, where it desires to replicate the Islamic caliphate model as enforced by the Afghan Taliban. On November 28, the group also called off a ceasefire agreement it had agreed to in June 2021.

TABLE 01-A				
CASUALTIES FROM TERRORISM/ COUNTER-TERRORISM BY PROVINCE - 2022				
Provinces	Number of Attacks	Fatalities	Injuries	Casualties
AJK	0	0	0	0
Gilgit Baltistan	0	0	0	0
Balochistan	110	254	218	472
Islamabad Capital Territory (ICT)	9	8	27	35
KP	313	633	420	1053
Punjab	25	28	27	55
Sindh	55	57	58	115
Total	512	980	750	1730

Casualties from Violence

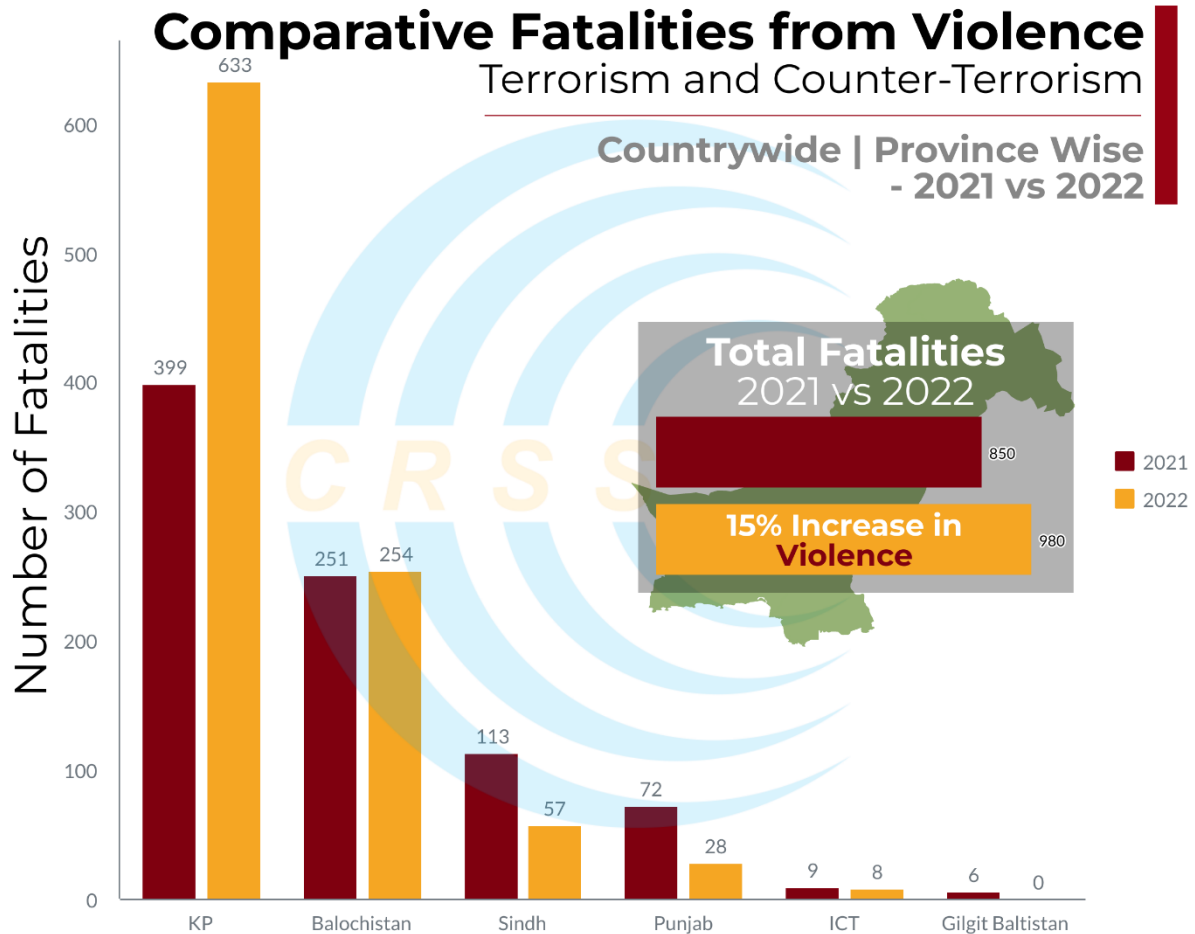
Terrorism and Counter-Terrorism

Countrywide | Province Wise
- 2022



Annual Security Report | 2022 | Pakistan | Center for Research and Security Studies

TABLE 01-B				
FATALITIES FROM TERRORISM/ COUNTER-TERRORISM BY PROVINCE - 2022 VS 2021				
Provinces	2021	2022	Difference	Percentage of Change
Balochistan	251	254	3	1.20
Islamabad Capital Territory (ICT)	9	8	-1	-11.11
Gilgit Baltistan	6	0	-6	-100.00
KP	399	633	234	58.65
Punjab	72	28	-44	-61.11
Sindh	113	57	-56	-49.56
Total	850	980	130	15.29



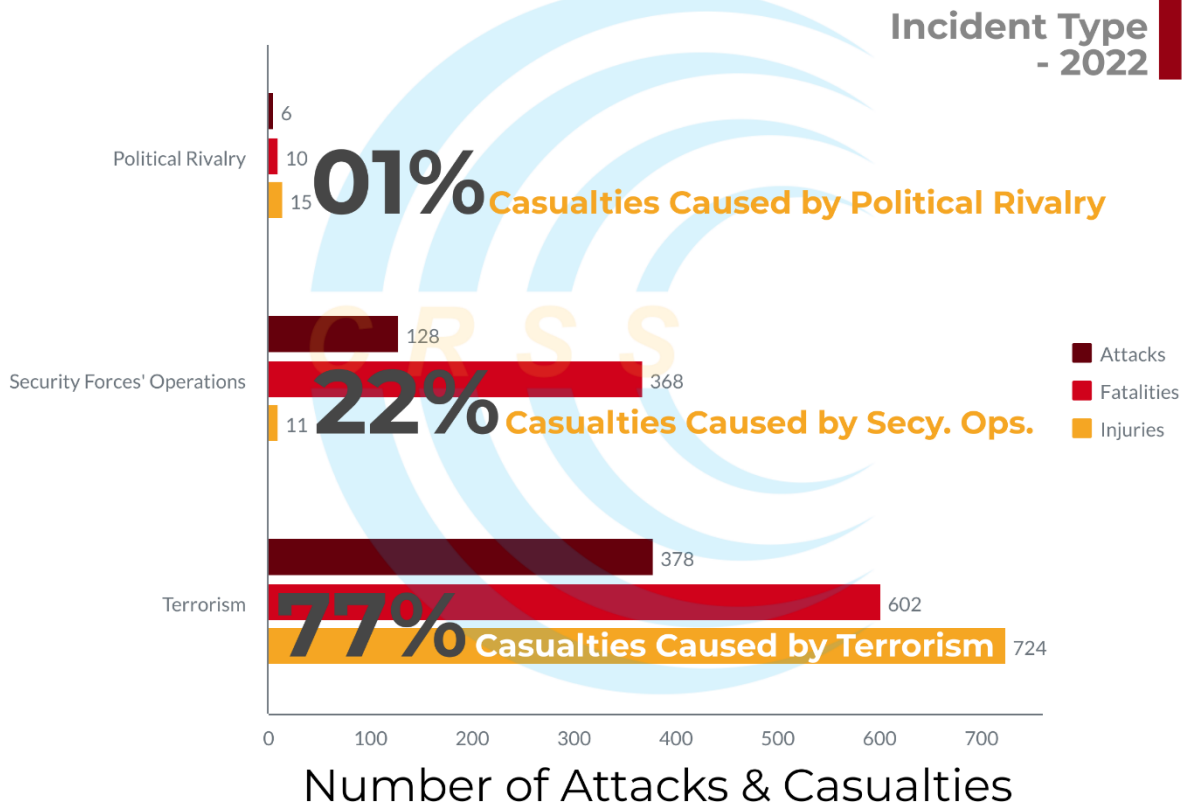
Annual Security Report | 2022 | Pakistan | Center for Research and Security Studies

Comparing casualties of violence and counter-violence yields a very precarious security situation wherein terrorism appeared to have caused 77% of casualties while 22% of casualties resulted from operations by security agencies. The terror attacks, as evident, were highly fatalistic and injurious giving an edge to the banned outfit like TTP.

Incidents	Number of Attacks	Fatalities	Injuries	Casualties	Percentage of Casualties
Political Rivalry	6	10	15	25	1.45
Security Operations	128	368	11	379	21.91
Terrorism	378	602	724	1326	76.65
Total	512	980	750	1730	

Casualties from Violence

Terrorism and Counter-Terrorism



Annual Security Report | 2022 | Pakistan | Center for Research and Security Studies

Fortunately, no human loss was reported in at least 19 terror attacks except for some damages to property. The majority of them were reported from KP and Balochistan. ICT and Sindh also recorded one each attack (Table 03).

TABLE 03 NON-FATAL TERROR ATTACKS - 2022	
Provinces	Non-Fatal
Balochistan	5
ICT	1
KP	12
Sindh	1
Total	19

The apparent objective of these failed attacks was to stoke fear and uncertainty among the targets and/or make them agree to demands (which in many cases is either release of prisoners or extortion). Such attacks targeted about ten security check posts, two leaders of

mainstream political parties (PTI & JUI)¹, two industries, one government hospital, and the residence of an Awami National Party (ANP) leader twice.

TABLE 03-A					
LOCATION-WISE NON-FATAL TERROR ATTACKS - 2022					
Locations of Attacks	Balochistan	ICT	KP	Sindh	Grand Total
ANP House			2		2
PTI - KP Deputy Speaker			1		1
Govt. Hospital			1		1
Industries			2		2
JUI - Sindh General Secretary				1	1
Balochistan Minister Food convoy	1				1
Security Checkposts	4	1	5		10
Bomb Found at Shakowati Road			1		1
Total	5	1	12	1	19

The weapons and methods used in these non-fatal attacks also indicate the lethality and the extent of fear they may have instilled among the targeted locations/groups. Nine armed attacks were carried out at different locations in Balochistan and KP, two bomb explosions in KP, six incidents of firing at different places in Balochistan, ICT, KP, and Sindh, including four hand-grenade attacks in Balochistan and KP, and an RPG strike at security posts. (Table 03-B).

TABLE 03-B					
LOCATION-WISE NON-FATAL TERROR ATTACKS AS PER NATURE OF ASSAULT - 2022					
Nature of Assault and Locations	Balochistan	ICT	KP	Sindh	Grand Total
Armed Attack					
Police Station			1		1
Police under Attack	2				2
ANP House			1		1
Police			1		1
Police Repulsed Attacks			1		1
Total	4		5		9
Bomb Explosions					
Govt. Hospital			1		1
Bomb Found at Shakowati Road			1		1
Total			2		2
Firing					
ANP House			1		1
Police			1		1
JUI - Sindh General Secretary				1	1
Balochistan Minister Food Convoy	1				1
Police		1			1

¹ <https://e.thenews.com.pk/detail?id=49037>

PTI			1		1
Total	1	1	3	1	6
Hand Grenade					
FC Post	1				1
Industries			2		2
Police Checkpost	1				1
Total	2		2		4
RPGs, Hand Grenades and Weapons					
Police Station			1		1
Total			1		1
Grand Total	5	1	12	1	19

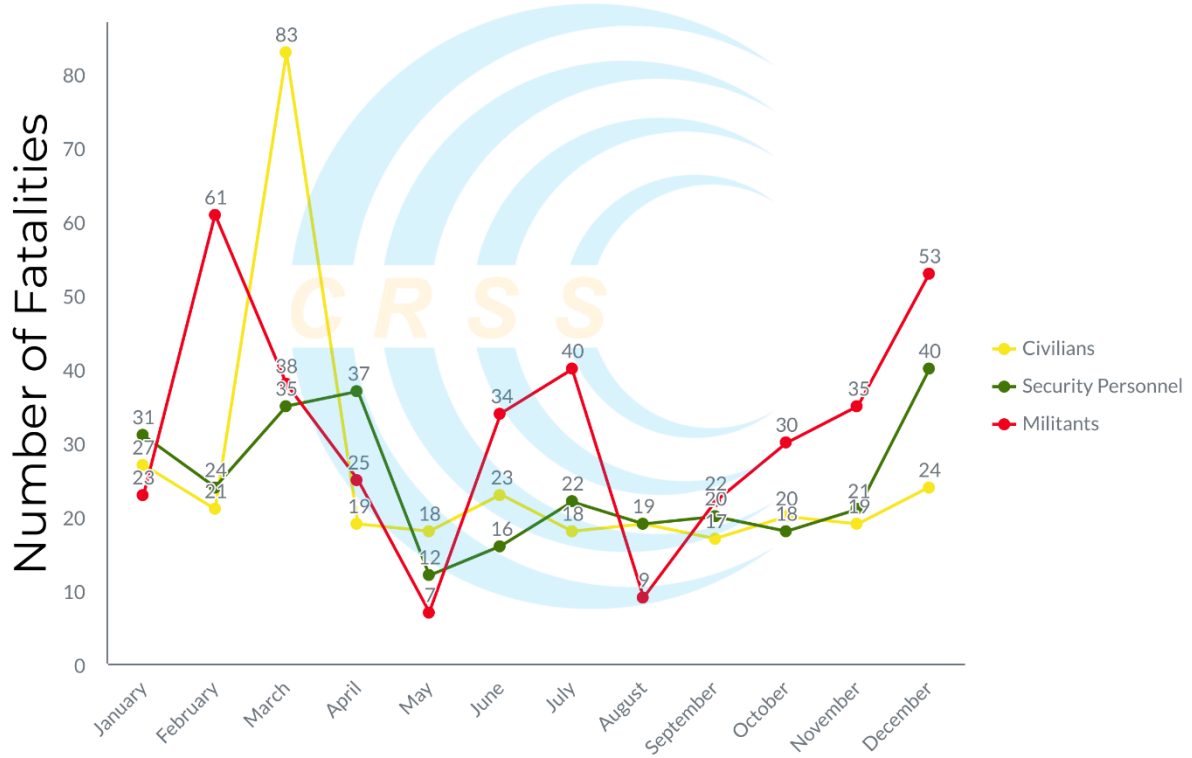
The monthly trend of violence and counter-violence underlines a continuous stand-off between the security agencies and the terrorists/outlaws. In February, the militants suffered more fatalities than civilians and security personnel together. Fatalities of civilian and security personnel in March were thrice the fatalities of the militants, but in May, these numbers came down to only one-fourth of the total fatalities of civilians and security personnel. From June till the end of December, the fatalities among civilians and security personnel remained higher than the fatalities of militants – a daunting scenario highlighting the magnitude of the threat outlaws pose to security agencies (Table 04).

TABLE 04				
FATALITIES FROM TERROR/ COUNTER-TERROR INCIDENTS BY VICTIMS TYPE/ MONTH - 2022				
Months	Civilians	Security	Militants	Total
January	27	31	23	81
February	21	24	61	106
March	83	35	38	156
April	19	37	25	81
May	18	12	7	37
June	23	16	34	73
July	18	22	40	80
August	19	19	9	47
September	17	20	22	59
October	20	18	30	68
November	19	21	35	75
December	24	40	53	117
Total	308	295	377	980

Fatalities from Violence

Terrorism and Counter-Terrorism

Victims Type - Civilians | Security Personnel | Militants
- By Month | 2022



Annual Security Report | 2022 | Pakistan | Center for Research and Security Studies

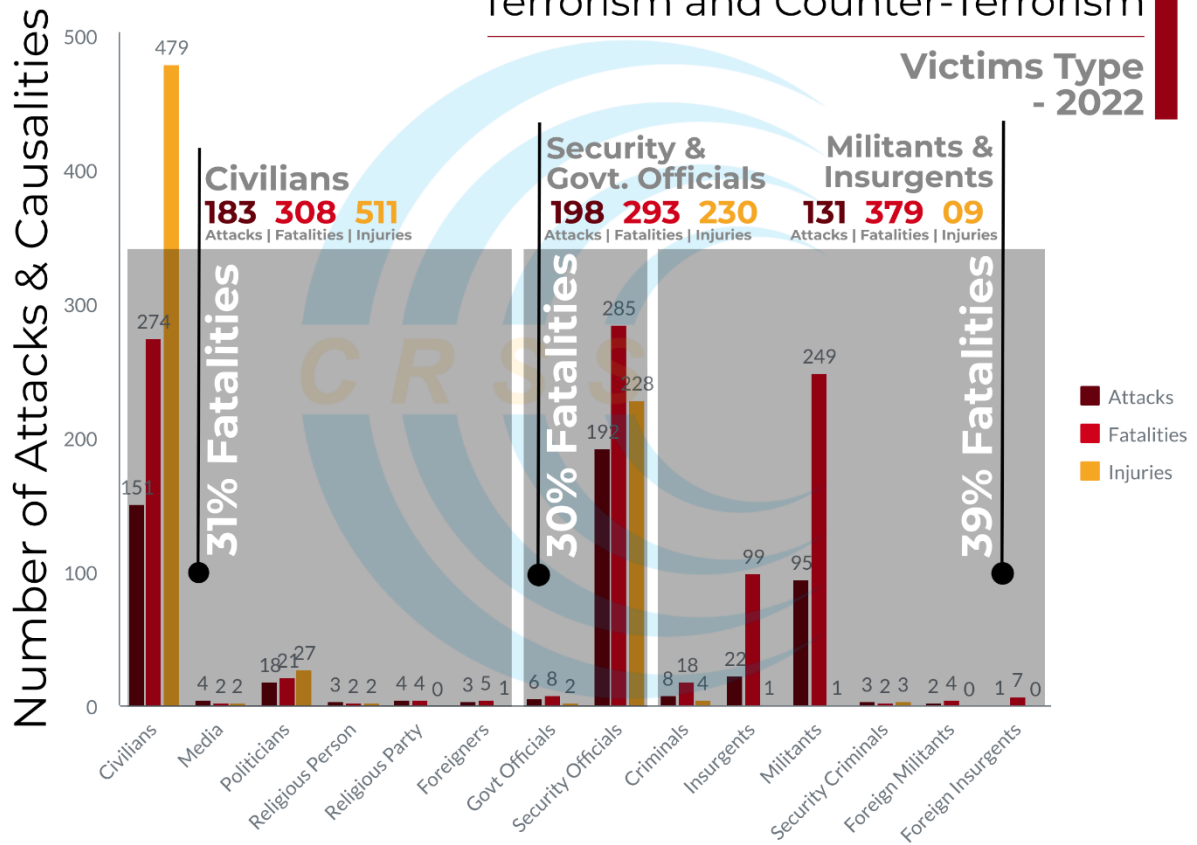
VICTIMS OF TERROR ATTACKS AND COUNTER-TERROR OPERATIONS

The militants and insurgents appear to have suffered more fatalities from the CT operations, evident from the fact that their losses ranged around 39% of the total fatalities, followed by the civilian fatalities at 31% and security personnel at 30%. Taking the casualties into account, the civilians suffered the highest number of casualties which stood around 48%, followed by 30% of the security personnel, The militants, on the other hand, suffered only 22% casualties (Table 05).

TABLE 05				
CASUALTIES FROM TERRORISM/ COUNTER-TERRORISM BY TYPE OF VICTIMS - 2022				
Victims	Number of Attacks	Fatalities	Injuries	Casualties
Civilians				
Civilians	151	274	479	
Media	4	2	2	
Politician	18	21	27	
Religious Person	3	2	2	
Religious Party	4	4	0	
Foreigners	3	5	1	
Total	183	308	511	819
% of Total		31.43		47.75
Security and Government Officials				
Govt Officials	6	8	2	
Security Officials	192	285	228	
Total	198	293	230	523
% of Total		29.90		30.17
Militants and Insurgents				
Criminals	8	18	4	
Insurgents	22	99	1	
Militants	95	249	1	
Security Criminals	3	2	3	
Foreign Militants	2	4	0	
Foreign Insurgents	1	7	0	
Total	131	379	9	388
% of Total		38.67		22.08
Grand Total	512	980	750	1730

Casualties from Violence

Terrorism and Counter-Terrorism

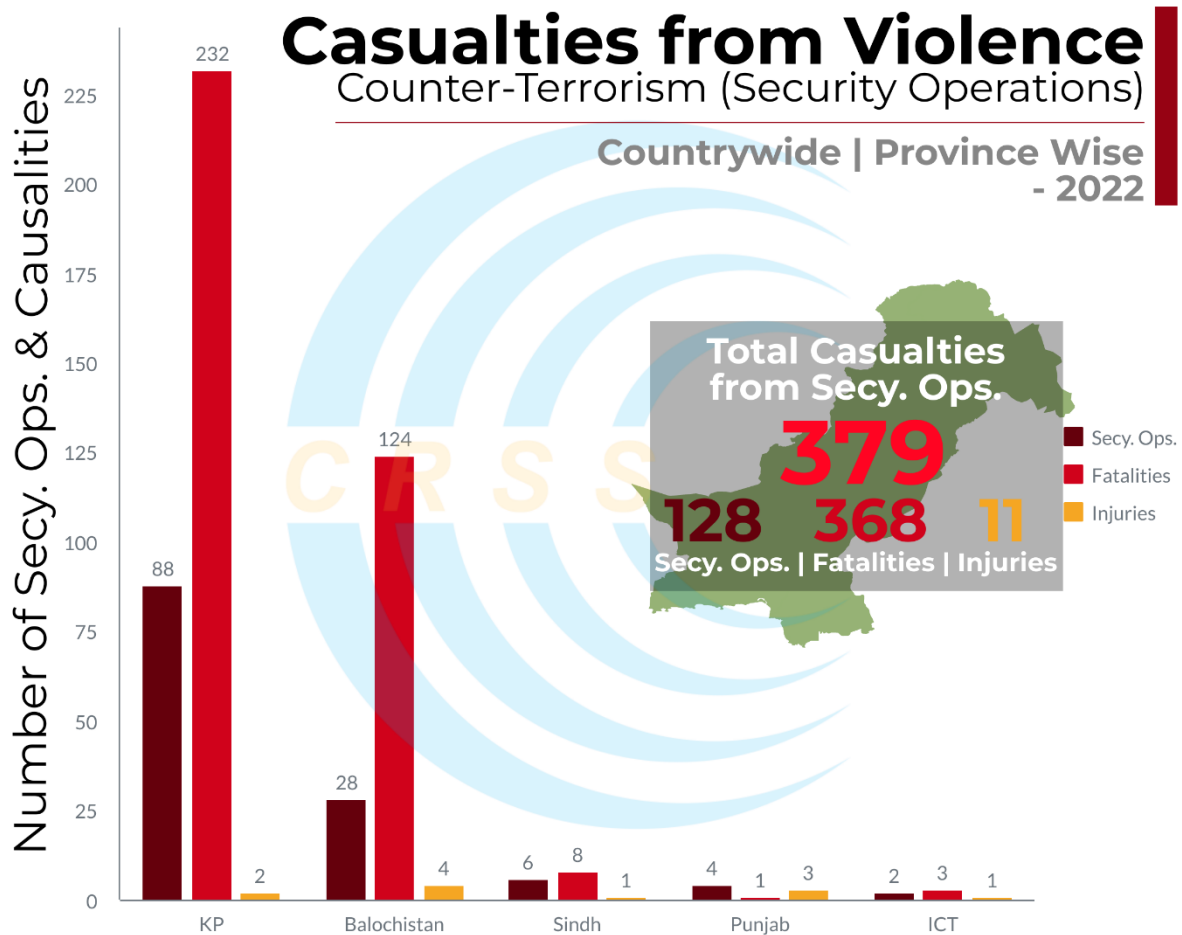


Annual Security Report | 2022 | Pakistan | Center for Research and Security Studies

SECURITY OPERATIONS

During 2022, security agencies carried out at least 128 operations against militants and insurgents, leaving 368 dead and 11 injured. The majority of these operations were carried out in KP and Balochistan (Table 06).

Region	Number of Security Operations	Fatalities	Injuries	Casualties
Balochistan	28	124	4	128
ICT	2	3	1	4
KP	88	232	2	234
Punjab	4	1	3	4
Sindh	6	8	1	9
Total	128	368	11	379



Annual Security Report | 2022 | Pakistan | Center for Research and Security Studies

Militants and insurgents had the highest number of fatalities from security operations while a few civilians also became victims of security operations because of reasons varying from the intent to create panic to the trigger-happy tendencies of some security personnel. One such incident in Balochistan had serious repercussions as it led two political parties, BNP-M and ANP, to disassociate themselves from their alliance with the government in protest² (Table 07).

Among the outlaws eliminated in security operations, TTP lost 63 militants, followed by Da'ish (or ISI-K) which lost 24 militants and there were 5 Afghan-based militants and an Afghan Taliban who mysteriously disappeared and was later found dead³.

Involvement of foreign countries, especially Afghanistan, in harboring the militants for their nefarious design also came to the surface from the reports that identified several militants from Afghanistan who were detected and killed along the Pakistan-Afghan border areas. At least eight cross-border attacks by the Afghan-based militants at different Pakistani locations left 22 army personnel dead and 15 injured.

Three Afghan-based militants were killed in Peshawar who were handlers of a suicide bomber (who had entered the country from Afghanistan and attacked Imamia Mosque at Kocha Risaldar in Peshawar)⁴. Later, a master-mind of the Kocha Risaldar attack identified as an Afghanistan-based commander of ISI-K, formerly affiliated with TTP, was killed along with a would-be suicide bomber, an Afghani of Tajik origin, in Peshawar on 15 May 2022⁵.

On 16 September, CTD killed three terrorists belonging to Da'ish near the Pakistan-Afghan border in Khyber-Pakhtunkhwa⁶.

Two terrorists, killed on 10 October in Swat's Angro Dherai area, were trained in Afghanistan for bomb manufacturing and during the clash, they were in contact with militants in Afghanistan⁷.

A Bannu-based CTD information led to an operation along the Pak-Afghan border's hilly area in Dardoni in North Waziristan that eliminated four militants belonging to Da'ish on 11 December 2022⁸.

Among the insurgents who lost their lives in security operations, BLA had the highest number of their members (39), while BLF and BNA had 6 of their members, and BRA had only 2 members. Two members of the Sindh Revolutionary Army (SRA) were also killed in security operations. Some insurgents with external links were also killed during this year.

² <https://www.thenews.com.pk/print/951723-mengal-declines-ministry-in-protest-against-chaghi-incident>

³ <https://8am.media/eng/taliban-commander-along-with-a-fighter-controversially-disappeared-killed-in-peshawar-pakistan/>

⁴ <https://tribune.com.pk/story/2347027/three-terrorists-involved-in-peshawar-imambargah-attack-killed-in-encounter>

⁵ <https://tribune.com.pk/story/2356601/mastermind-of-peshawar-imambargah-attack-killed-in-ibo-officials>

⁶ <https://tribune.com.pk/story/2377023/three-daish-militants-killed-in-ctd-raid-near-pak-afghan-border>

⁷ <https://tribune.com.pk/story/2380854/terrorists-killed-in-swat-were-trained-in-afghanistan>

⁸ <https://tribune.com.pk/story/2390476/four-daish-terrorists-killed-in-pak-afghan-border-ibo>

A report on 8 March revealed that seven “externally sponsored terrorists” were killed in the Gorchop area of the Turbat district in Balochistan. No identity of their affiliation was reported⁹. There were at least 40 insurgents killed in various intelligence-based operations whose identity was not disclosed.

Other criminals like drug smugglers and dacoit gangs, known as the Samba and Sardar Lalo gangs, were also eliminated this year. In Karachi, a retired Frontier Corps soldier was killed on March 21, after he had attacked and wounded three policemen due to some undeclared reason¹⁰.

Several border conflicts between Pak-Afghan forces also took place this year but the data on those conflicts is not included in this report.

TABLE 07				
CASUALTIES FROM SECURITY OPERATIONS BY AFFILIATION - 2022				
Affiliations	Number of Security Operations	Fatalities	Injuries	Casualties
Civilians				
Total	7	3	5	8
Insurgents				
BLA	9	39	0	39
BLF	1	6	0	6
BNA	1	6	0	6
BRA	1	2	0	2
Insurgents - Unknown	8	40	1	41
Insurgents - Externally Sponsored	1	7	0	7
Killer of Journalist – Suspected Insurgent	1	1	0	1
SRA	1	2	0	2
Total	23	103	1	104
Militants				
Afghan Militants	2	5	0	5
Da’ish	10	24	0	24
Suicide Bomber	1	2	0	2
TTP	17	63	1	64
TTP & Da’ish	1	1	0	1
Qari Sami Killer	1	1	0	1
Militants – Unknown	59	149	0	149
Total	91	245	1	246

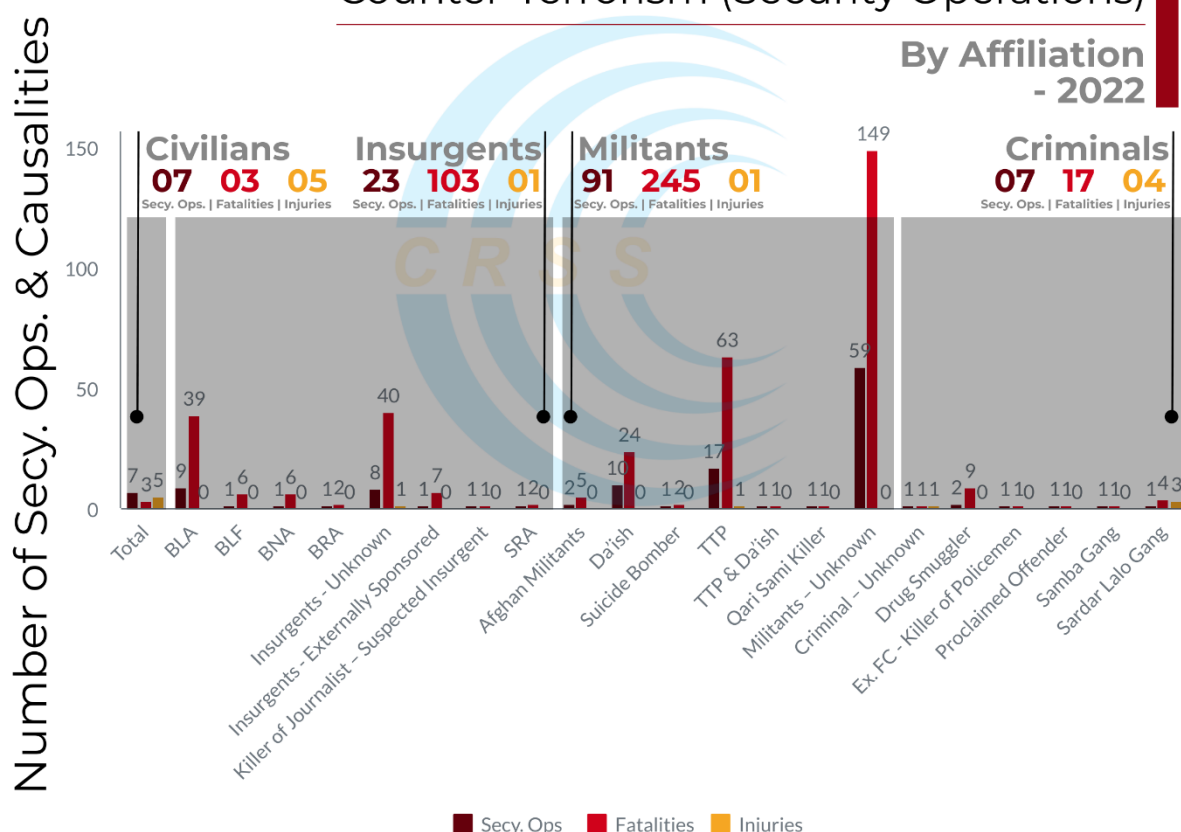
⁹ <https://tribune.com.pk/story/2347007/seven-externally-sponsored-enemies-of-peace-killed-in-balochistan>

¹⁰ <https://www.dawn.com/news/1681006/ex-fc-man-who-shot-three-cops-killed-in-encounter>

Criminals				
Criminal – Unknown	1	1	1	2
Drug Smuggler	2	9	0	9
Ex. FC - Killer of Policemen	1	1	0	1
Proclaimed Offender	1	1	0	1
Samba Gang	1	1	0	1
Sardar Lalo Gang	1	4	3	7
Total	7	17	4	21
Grand Total	128	368	11	379

Casualties from Violence

Counter-Terrorism (Security Operations)



Annual Security Report | 2022 | Pakistan | Center for Research and Security Studies

Of the 102 arrested militants in 2022 as many as 37 belonged to TTP, 10 had alleged links with the Indian intelligence agency Research and Analysis Wing (RAW), Al-Qaeda (AQ), LeJ (Lashkar-e-Jhangvi), and TTP. Some 13 were Da'ish (ISI-K) members (Table 08). A female terrorist, Reema, stated to have been involved in the attack on the Pakistan Air Force base in Badaber in 2015, was also arrested on March 31. An Afghan national, Babrak, carrying Rs 2.5 million head money, was also arrested during action on Phandu Road. Another terrorist, Lal

Agha, an Afghan national carrying Rs 1.5 million head money, was also arrested in Umar Adda¹¹. Thirteen persons linked with a foreign intelligence agency were arrested in Karachi¹².

On Jan 25, 2022, the police department unearthed a secret cyber network of the Indian prime intel agency Research and Analysis Wing (RAW) in Karachi¹³.

Balochistan police arrested a potential female suicide bomber, associated with the Baloch Liberation Army (BLA) on May 16. She had planned to blow herself up near a convoy of Chinese nationals associated with the China-Pakistan Economic Corridor (CPEC)¹⁴ projects. It is a new and unprecedented phenomenon used by the Baloch insurgent group. Only about two weeks earlier, a woman suicide bomber had blown herself up on a university campus in Karachi, killing three Chinese teachers and their Pakistani driver. She, too, belonged to the Baloch Liberation Army (BLA)¹⁵. At least 25 insurgents were arrested during the year. The majority of them belonged to Baloch outfits BLA, SRA (Sindhudesh Revolutionary Army), BNA (Baloch Nationalist Army), BRG (Baloch Republican Guard), and others (Table 08).

TABLE 08	
OUTLAWS ARRESTED IN 2022	
Militants	Arrested
TTP	37
Militants – Unknown	21
Da'ish	13
RAW, AQ, TTP, LeJ (alleged)	10
TTP & AQ (Breakdown Unavailable)	4
Quaid's Residency Attacker	3
Killer of the Peace Committee	3
LeJ	2
TTP & AQIS (Breakdown Unavailable)	2
APS attacker	1
Female Militants - Unknown	1
JUIF Attacker	1
Mastermind of Attacks	1
Mumbai Attacker	1
LeJ & TTP (Breakdown Unavailable)	1
Islamabad Attacker	1
Total	102

¹¹ <https://e.thenews.com.pk/detail?id=72324>

¹² <https://www.dawn.com/news/1671625/13-linked-to-foreign-spy-agency-held>

¹³ <https://arynews.tv/raw-cyber-network-karachi-sufyan-naqvi-investigators/amp/>

¹⁴ <https://tribune.com.pk/story/2356858/police-foil-suspected-suicide-attack-against-chinese-nationals-in-balochistan>

¹⁵ <https://tribune.com.pk/story/2356858/balochistan-ctd-arrests-female-would-be-bomber>

Insurgents	Arrested
BLA	6
SRA	5
BLF/SRA (Breakdown Unavailable)	4
KU Attack Case	4
BRG	2
BNA	2
JuD Residence Blast	1
Lahore Blast Case	1
Total	25

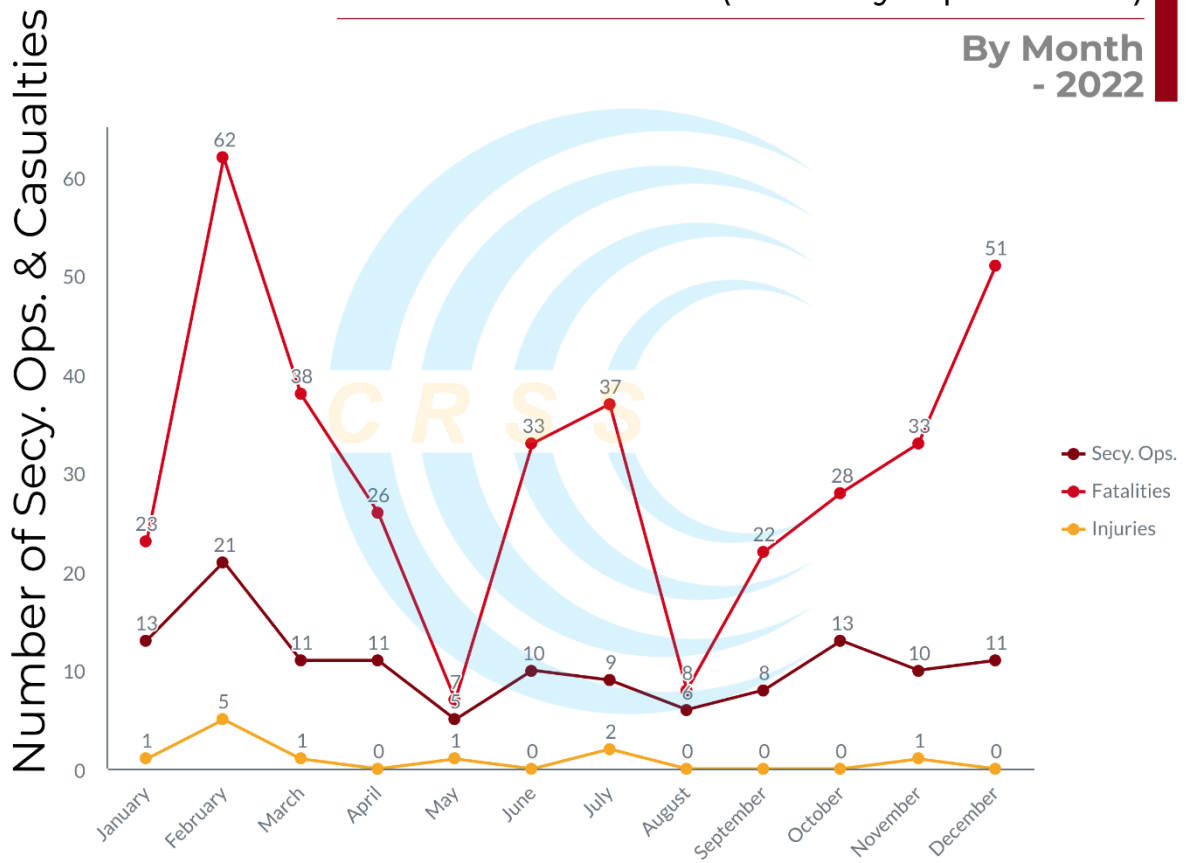
Despite a rise in militant attacks, the counter-terror security operations remained very low with a resultant gap between the number of casualties from security operations (379) and terror attacks (1326) (Table 09-A and Table 09-B).

TABLE 09-A CASUALTIES FROM SECURITY OPERATIONS BY MONTH - 2022				
Months	Number of Security Operations	Fatalities	Injuries	Casualties
January	13	23	1	24
February	21	62	5	67
March	11	38	1	39
April	11	26	0	26
May	5	7	1	8
June	10	33	0	33
July	9	37	2	39
August	6	8	0	8
September	8	22	0	22
October	13	28	0	28
November	10	33	1	34
December	11	51	0	51
Total	128	368	11	379

Casualties from Violence

Counter-Terrorism (Security Operations)

By Month
- 2022



Annual Security Report | 2022 | Pakistan | Center for Research and Security Studies

TERRORIST ATTACKS

Since the Taliban’s return to power in Afghanistan, the TTP regained its strength by getting its prisoners released from Afghan jails.¹⁶

It also stitched partnerships and operational alliances with IS-K, AQ, Uighur extremist group ETIM¹⁷, and a few Baloch insurgent groups that have made it an umbrella group of militants that has at least 22 other groups working with it now¹⁸.

Several attempts by Pakistan to woo TTP into laying down remained futile until the group unilaterally called off the ceasefire. Previously, upon agreement, it resulted in some reduction in terrorist violence during May-August 2022 with about 270 casualties (149 fatalities and 121 injuries) (Table 09-B).

Months	Number of Attacks	Fatalities	Injuries	Casualties
January	43	58	89	147
February	32	44	42	86
March	32	118	267	385
April	31	53	18	71
May	25	30	32	62
June	29	39	22	61
July	37	41	34	75
August	29	39	33	72
September	18	37	22	59
October	30	35	44	79
November	27	42	29	71
December	45	66	92	158
Total	378	602	724	1326

¹⁶ <https://nayadaur.tv/2021/08/afghan-taliban-release-ttp-prisoners-after-taking-over-bagram-airbase/>

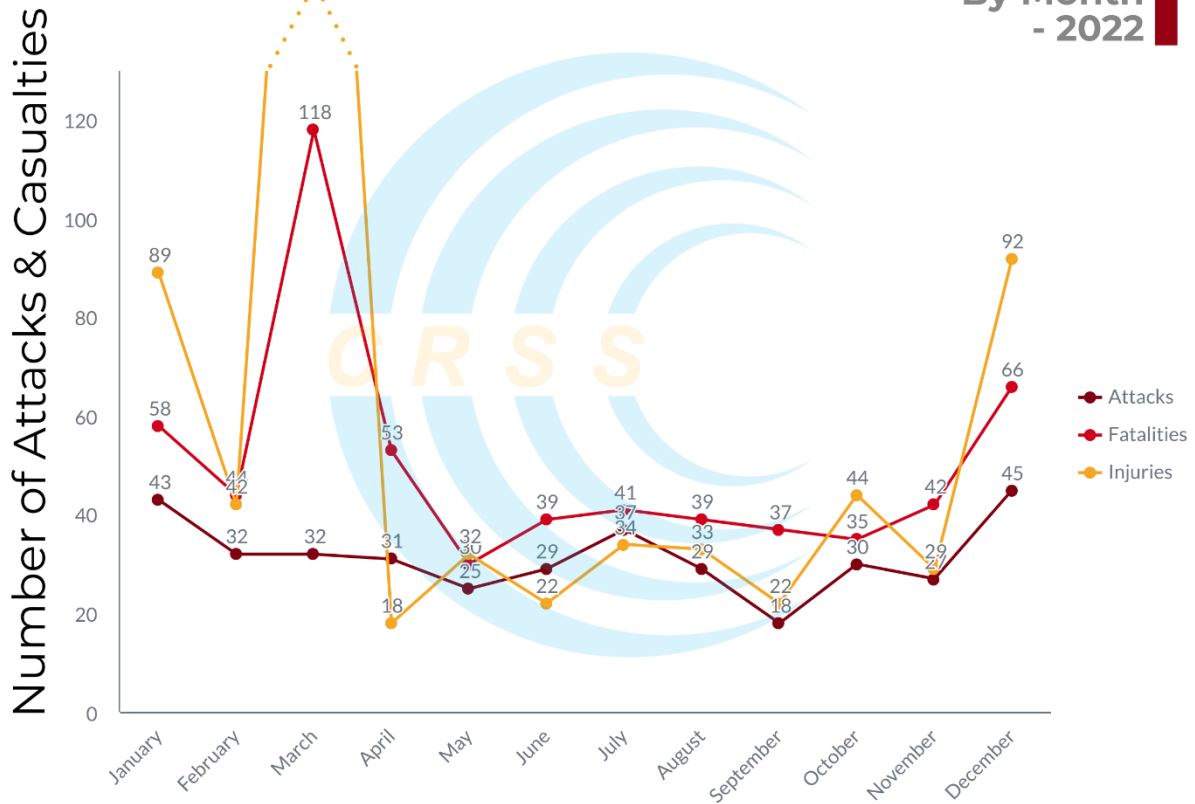
¹⁷ <https://www.dawn.com/news/1674294/un-report-on-terrorism>

¹⁸ <https://tribune.com.pk/story/2392466/new-militant-group-joins-ttp>

Casualties from Violence

Terrorism (Terrorist Attacks)

By Month
- 2022



Annual Security Report | 2022 | Pakistan | Center for Research and Security Studies

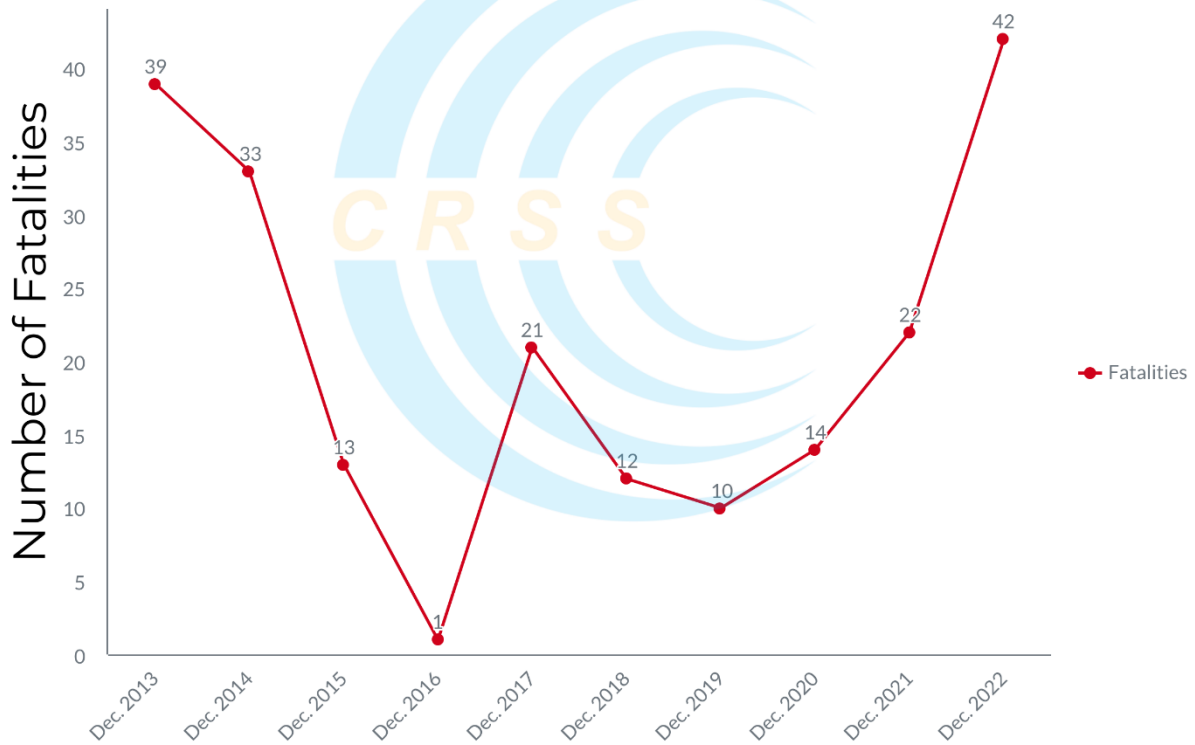
December was also the month when security agencies suffered the highest number of fatalities of personnel in a decade (Table 10).

Month and Year	Fatalities
December 2013	39
December 2014	33
December 2015	13
December 2016	1
December 2017	21
December 2018	12
December 2019	10
December 2020	14
December 2021	22
December 2022	42
Total	207

Fatalities from Violence

Terrorism (Terrorist Attacks)

Security Personnel
- 2013 to 2022 (Months of December)



Annual Security Report | 2022 | Pakistan | Center for Research and Security Studies

Country-wide casualties of terror attacks were 1326 (602 fatalities and 724 wounded). Of the 378 incidents of terrorism, 303 were recorded in two provinces only – KP (221) and Balochistan (82). The resultant casualties from these attacks in KP and Balochistan were the highest among all other provinces of the country (Table 11).

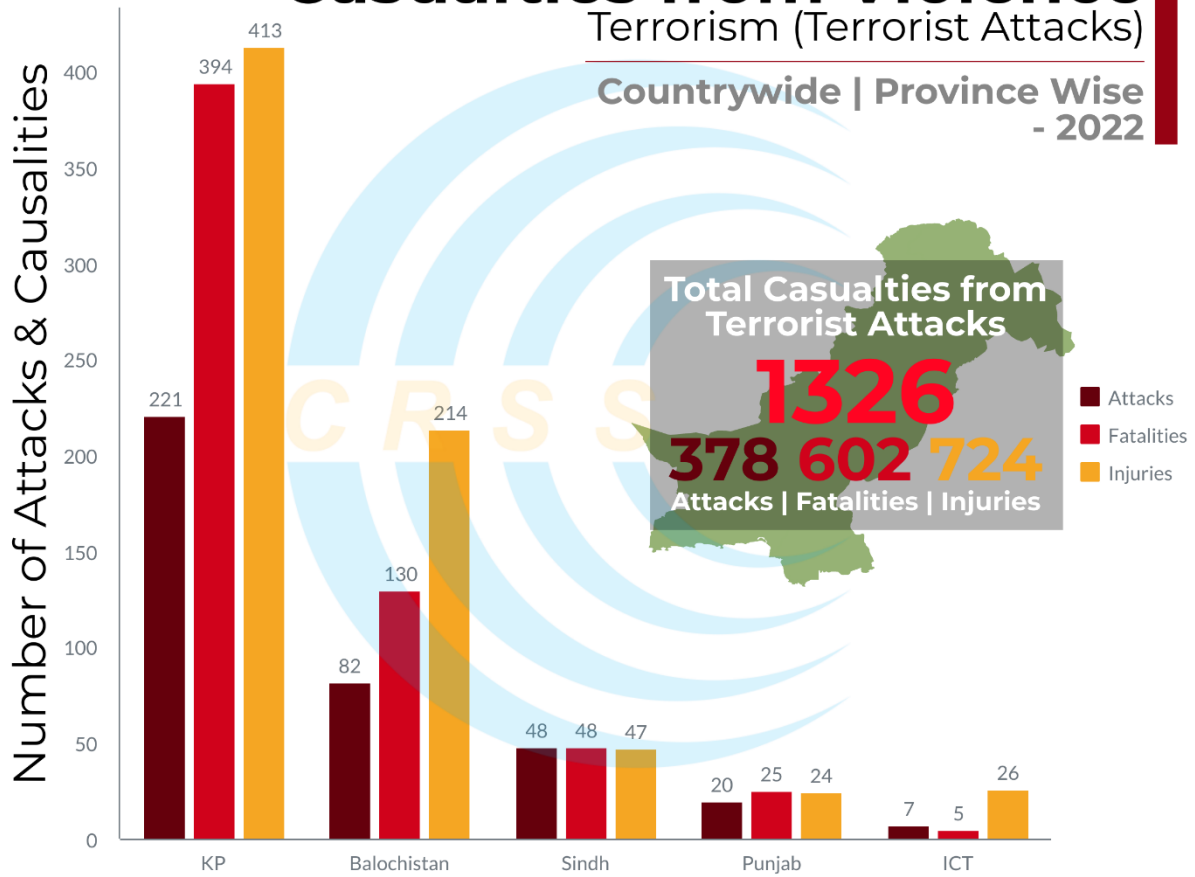
TABLE 11
CASUALTIES FROM TERRORISM | BY PROVINCE - 2022

Regions	Number of Attacks	Fatalities	Injuries	Casualties
Balochistan	82	130	214	344
ICT	7	5	26	31
KP	221	394	413	807
Punjab	20	25	24	49
Sindh	48	48	47	95
Total	378	602	724	1326

Casualties from Violence

Terrorism (Terrorist Attacks)

Countrywide | Province Wise
- 2022



Annual Security Report | 2022 | Pakistan | Center for Research and Security Studies

While the security forces suffered a higher number of terror attacks, their casualties were less than civilian casualties because of the vulnerability of the civilian population. Some acts of terrorism resulted in the fatalities of militants, insurgents, and criminals because of mishandling of explosive material or infight. Two suicide bombers were killed in Islamabad when one of them detonated his device during the police investigation.

Political leaders, their family members, and socio-political activists were also the target of terrorist violence, mostly because of political rivalries. Four members of religious parties became the target of sectarian violence as well.

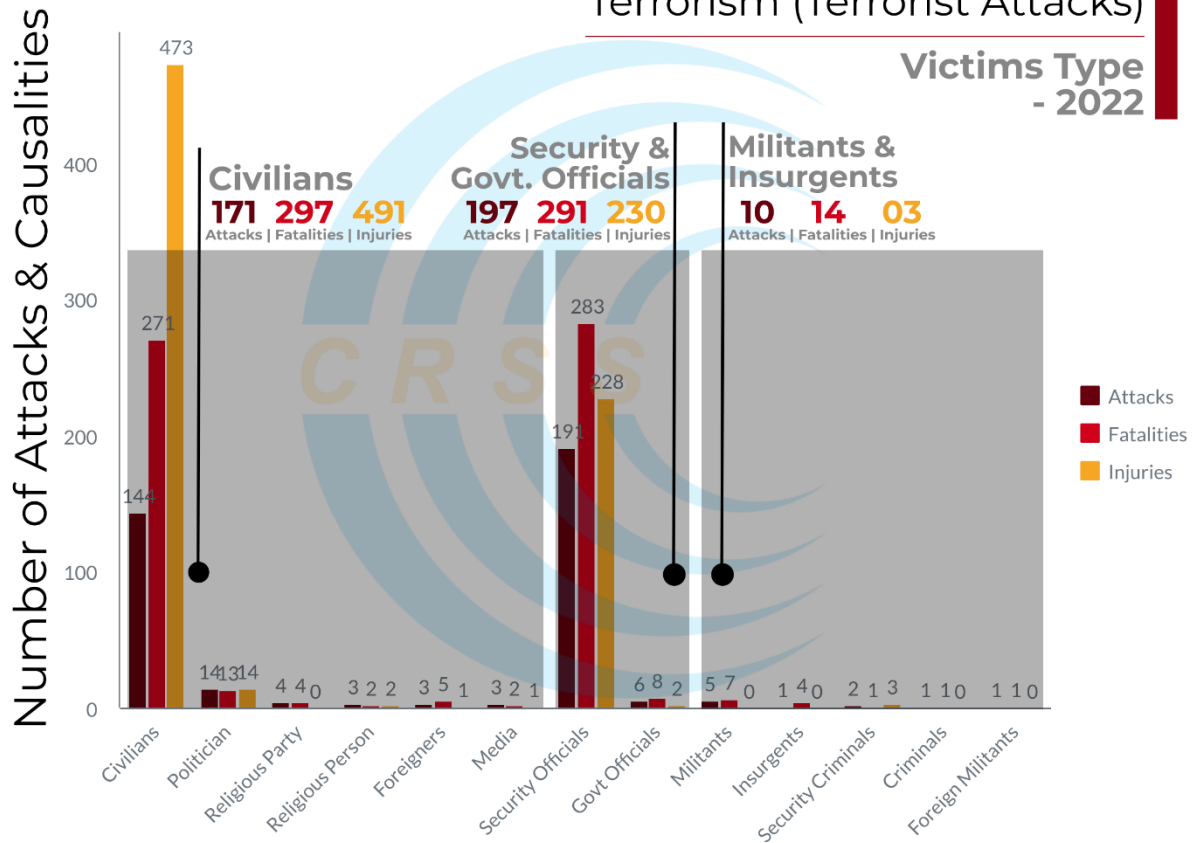
Five foreigners, 4 Chinese (3 teachers at Karachi University and a dentist), and a former commander of the Afghan police also became targets of violence in the country. Two media persons, a crime reporter in a private TV channel and a journalist associated with Express Daily, were gunned down in Lahore and Charsadda respectively. This is the first time in a decade that the fatalities of security personnel were close to the civilian fatalities - security (291) and civilians (297). This phenomenon deserves additional study to understand the new evolving strategy of various terrorist outfits (Table 12).

TABLE 12
CASUALTIES FROM TERRORISM | BY TYPE OF VICTIMS - 2022

Victims	Number of Attacks	Fatalities	Injuries	Casualties
Civilians				
Civilians	144	271	473	744
Politician	14	13	14	27
Religious Party	4	4	0	4
Religious Person	3	2	2	4
Foreigners	3	5	1	6
Media	3	2	1	3
Total	171	297	491	788
Security and Government Officials				
Security Officials	191	283	228	511
Govt Officials	6	8	2	10
Total	197	291	230	521
Militants, Insurgents, and Criminals				
Militants	5	7	0	7
Insurgents	1	4	0	4
Security Criminals	2	1	3	4
Criminals	1	1	0	1
Foreign Militants	1	1	0	1
Total	10	14	3	17
Grand Total	378	602	724	1326

Casualties from Violence

Terrorism (Terrorist Attacks)



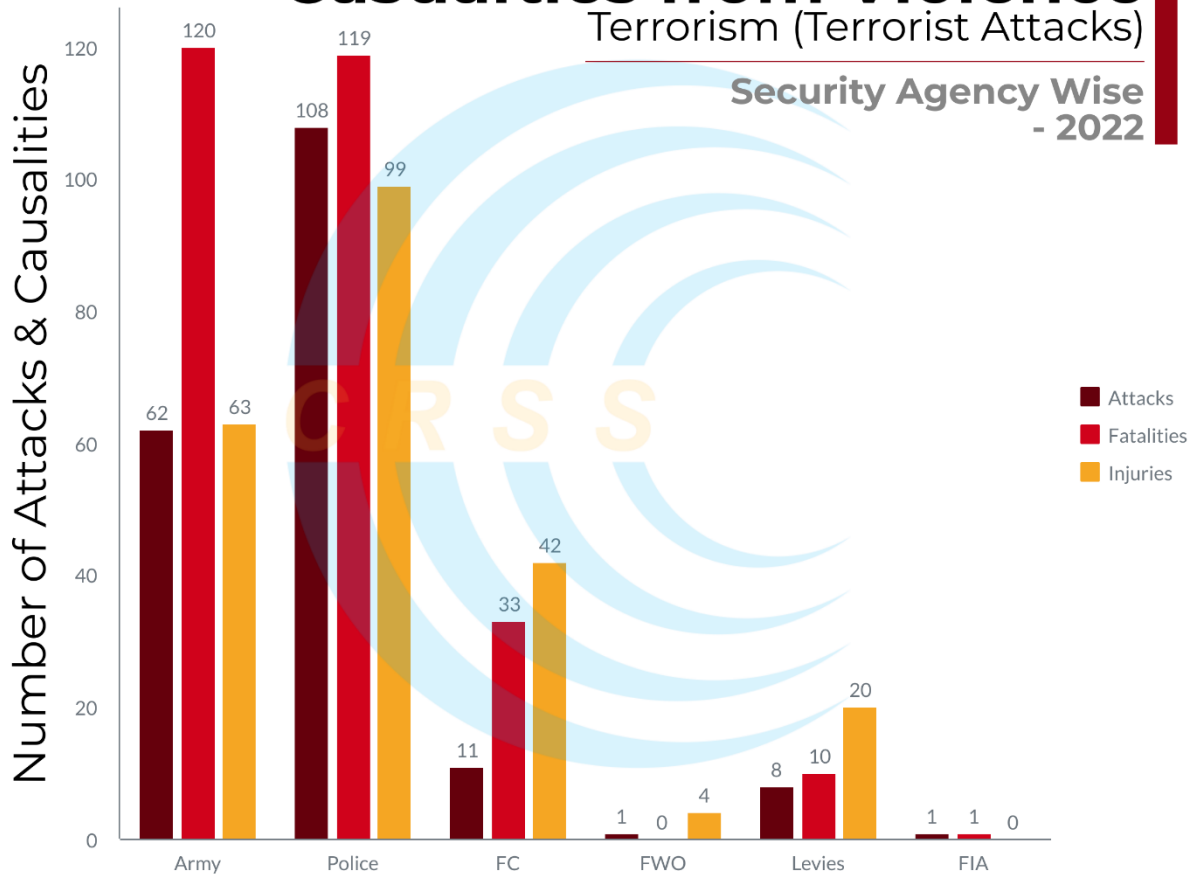
Annual Security Report | 2022 | Pakistan | Center for Research and Security Studies

A breakup of security personnel's fatalities brings forth a staggering result. Pak Army, Frontier Corps, and Levies lost 163 personnel while 129 of them were wounded compared to 218 casualties of policemen (119 fatalities and 99 wounded) (Table 13).

Security Agencies	Number of Attacks	Fatalities	Injuries	Casualties
Army	62	120	63	183
FC	11	33	42	75
FWO	1	0	4	4
Levies	8	10	20	30
Police	108	119	99	218
FIA	1	1	0	1
Total	190	283	228	511

Casualties from Violence

Terrorism (Terrorist Attacks)



Annual Security Report | 2022 | Pakistan | Center for Research and Security Studies

Province-wise data reveal that Balochistan and KP are the two regions where the army personnel were the highest victims of terror attacks than the policemen. The other three regions, ICT, Punjab, and Sindh, showed 13 fatalities of policemen and zero for army personnel (Table 14).

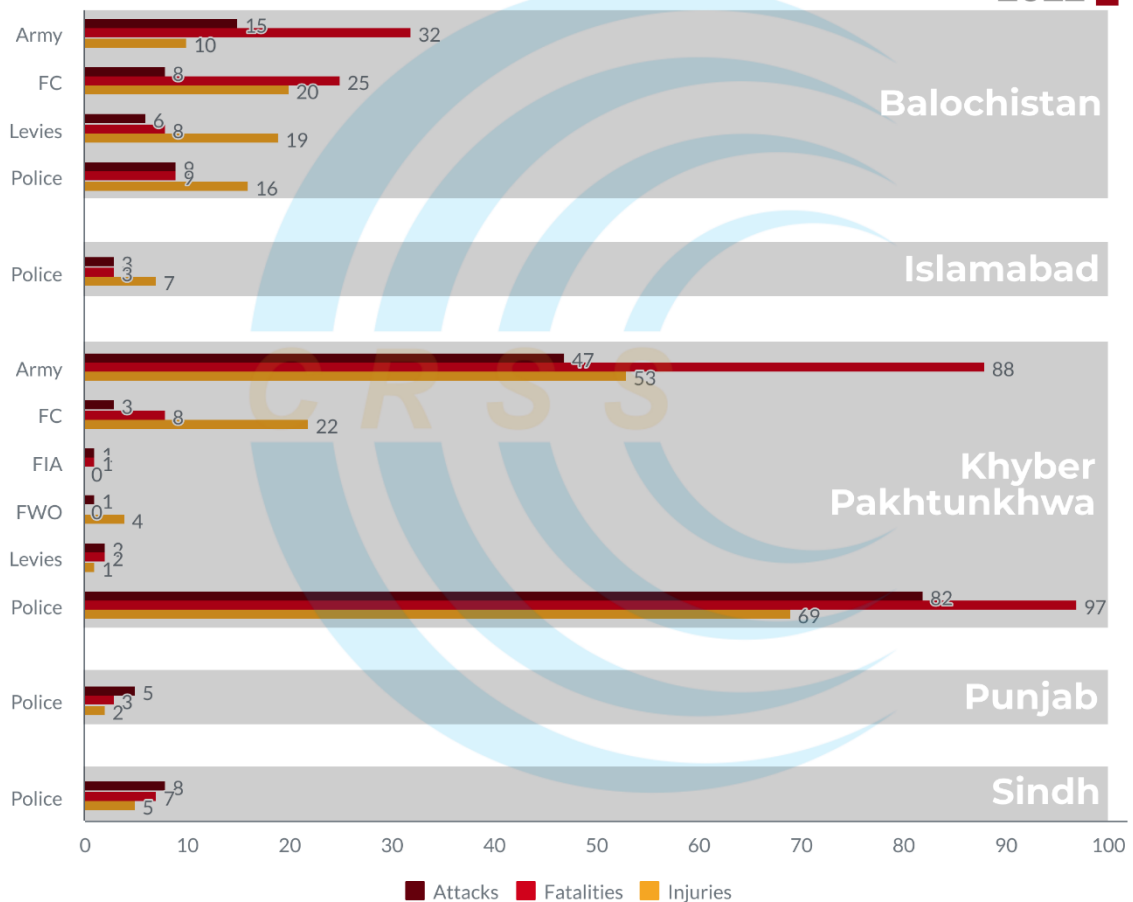
Security Agencies	Number of Attacks	Fatalities	Injuries	Casualties
Balochistan				
Army	15	32	10	42
FC	8	25	20	45
Levies	6	8	19	27
Police	9	9	16	25
Total	38	74	65	139
Islamabad Capital Territory				
Police	3	3	7	10

KP				
Army	47	88	53	141
FC	3	8	22	30
FIA	1	1	0	1
FWO	1	0	4	4
Levies	2	2	1	3
Police	82	97	69	166
Total	136	196	149	345
Punjab				
Police	5	3	2	5
Sindh				
Police	8	7	5	12
Grand Total	191	283	228	511

Casualties from Violence

Terrorism (Terrorist Attacks)

Security Agency Wise | By Province
- 2022



Number of Attacks & Casualties

The methods and armaments used by the militants for their political and criminal actions varied in their forms and nature. They included armed attacks, ambushes, suicide attacks, sniper shootings, and kidnapping and killing of the targets. Explosive materials like landmines, hand grenades, bombs, mortar shells, and IEDs were also used commonly in the country. In one case, an anti-tank mine was also used posing new threats even to armored vehicles. A significant rise in suicide attacks was also observed as its number went up to 12 this year compared to two suicide attacks in 2021. Militants living in Afghanistan also carried out several cross-border attacks leaving 22 security persons dead and 15 injured (Table 15).

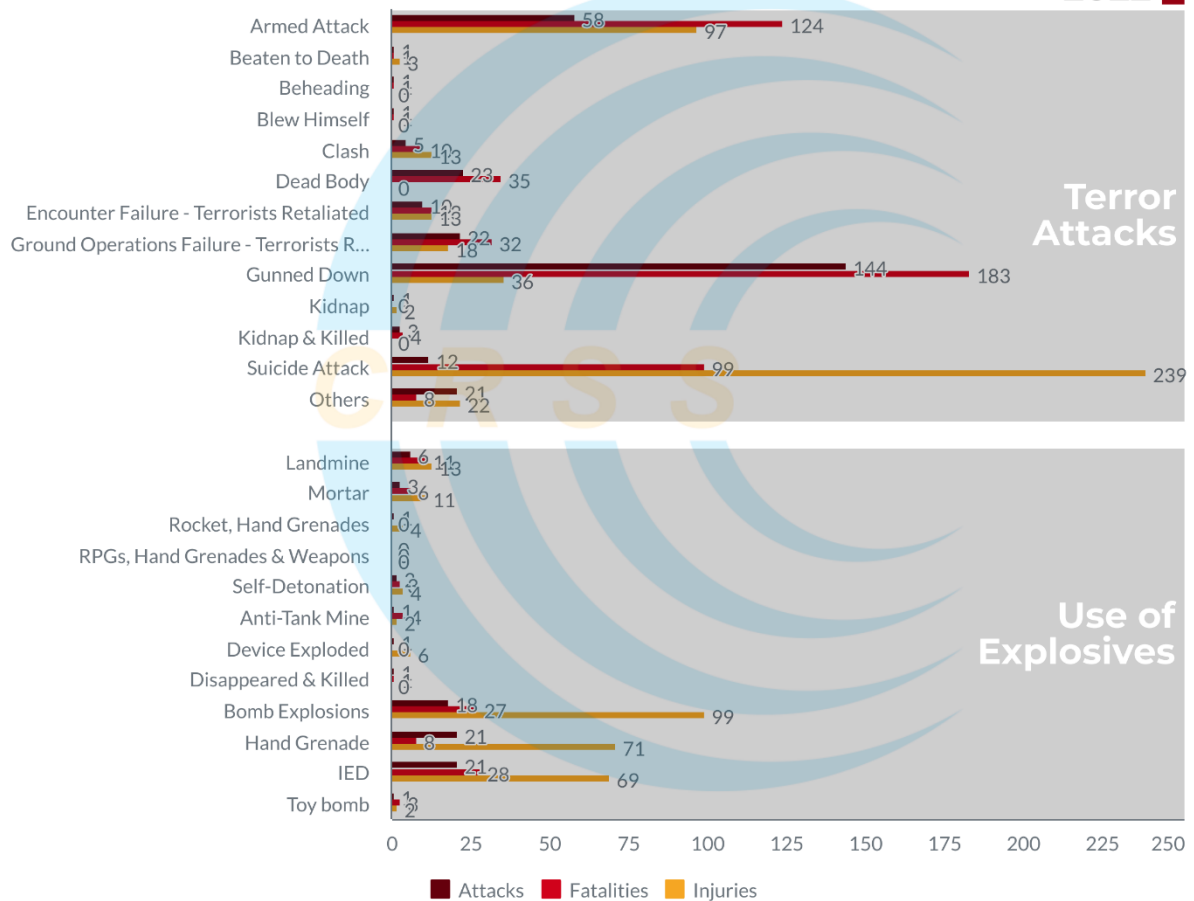
TABLE 15				
CASUALTIES FROM TERRORISM METHODS OF TERROR ATTACKS - 2022				
Methods	Number of Attacks	Fatalities	Injuries	Casualties
Terror Attacks				
Armed Attack	58	124	97	221
Beaten to Death	1	1	3	4
Beheading	1	1	0	1
Blew Himself	1	1	0	1
Clash	5	10	13	23
Dead Body	23	35	0	35
Encounter Failure - Terrorists Retaliated	10	13	13	26
Ground Operations Failure - Terrorists Retaliated	22	32	18	50
Gunned Down	144	183	36	219
Kidnap	1	0	2	2
Kidnap & Killed	3	4	0	4
Suicide Attack	12	99	239	338
Others	21	8	22	51
Total	302	511	443	954
Use of Explosives				
Landmine	6	11	13	24
Mortar	3	6	11	17
Rocket, Hand Grenades	1	0	4	4
RPGs, Hand Grenades & Weapons	0	0	0	0
Self-Detonation	2	3	4	7
Anti-Tank Mine	1	4	2	6
Device Exploded	1	0	6	6

Disappeared & Killed	1	1	0	1
Bomb Explosions	18	27	99	126
Hand Grenade	21	8	71	79
IED	21	28	69	97
Toy bomb	1	3	2	5
Total	76	91	281	372
Grand Total	378	602	724	1326

Casualties from Violence

Terrorism (Terrorist Attacks)

By Methods of Attacks
- 2022



Number of Attacks & Casualties

Annual Security Report | 2022 | Pakistan | Center for Research and Security Studies

FATALITIES FROM TERROR ATTACKS AND COUNTER-TERROR OPERATIONS - BREAKDOWN BY REGIONS AND DISTRICTS

BALUCHISTAN

Kech district in Balochistan suffered the highest number of fatalities from terror and counter-terror incidents followed by Quetta, Sibi, Nushki, Panjgur, Hoshab, Kohlu, Ziarat, Harnai, and many other districts where the fatalities were less than two digits. The total fatalities from terror attacks were higher than the fatalities from security operations in the province – 130 versus 124 respectively (Table 16).

Districts	Political Rivalry	Security Operation	Terrorism	Grand Total
Kech	0	33	22	55
Quetta	0	14	25	39
Sibi	0	6	13	19
Nushki	0	12	6	18
Panjgur	0	14	4	18
Hoshab	0	12	0	12
Kohlu	0	9	3	12
Ziarat	0	5	7	12
Harnai	0	4	6	10
Dera Bugti	0	0	7	7
Kahan	0	0	6	6
Kalat	0	0	6	6
Kharan	0	4	2	6
Zhob	0	5	1	6
Mashkai	0	2	2	4
Washuk	0	0	4	4
Bolan	0	3	0	3
Chaghi	0	1	2	3

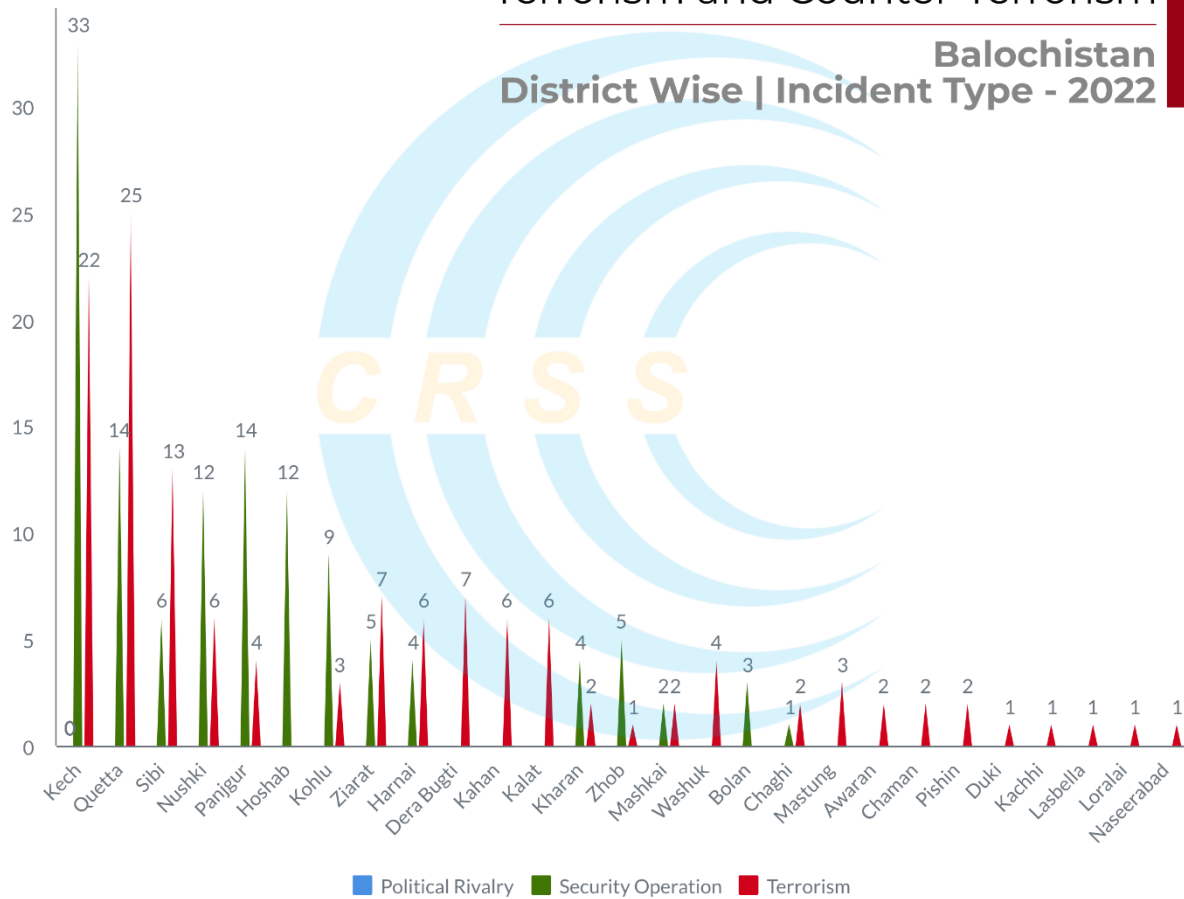
Mastung	0	0	3	3
Awaran	0	0	2	2
Chaman	0	0	2	2
Pishin	0	0	2	2
Duki	0	0	1	1
Kachhi	0	0	1	1
Lasbella	0	0	1	1
Loralai	0	0	1	1
Naseerabad	0	0	1	1
Total	0	124	130	254

Fatalities from Violence

Terrorism and Counter-Terrorism

Balochistan

District Wise | Incident Type - 2022



Number of Fatalities

Annual Security Report | 2022 | Pakistan | Center for Research and Security Studies

KHYBER PAKHTUNKHWA

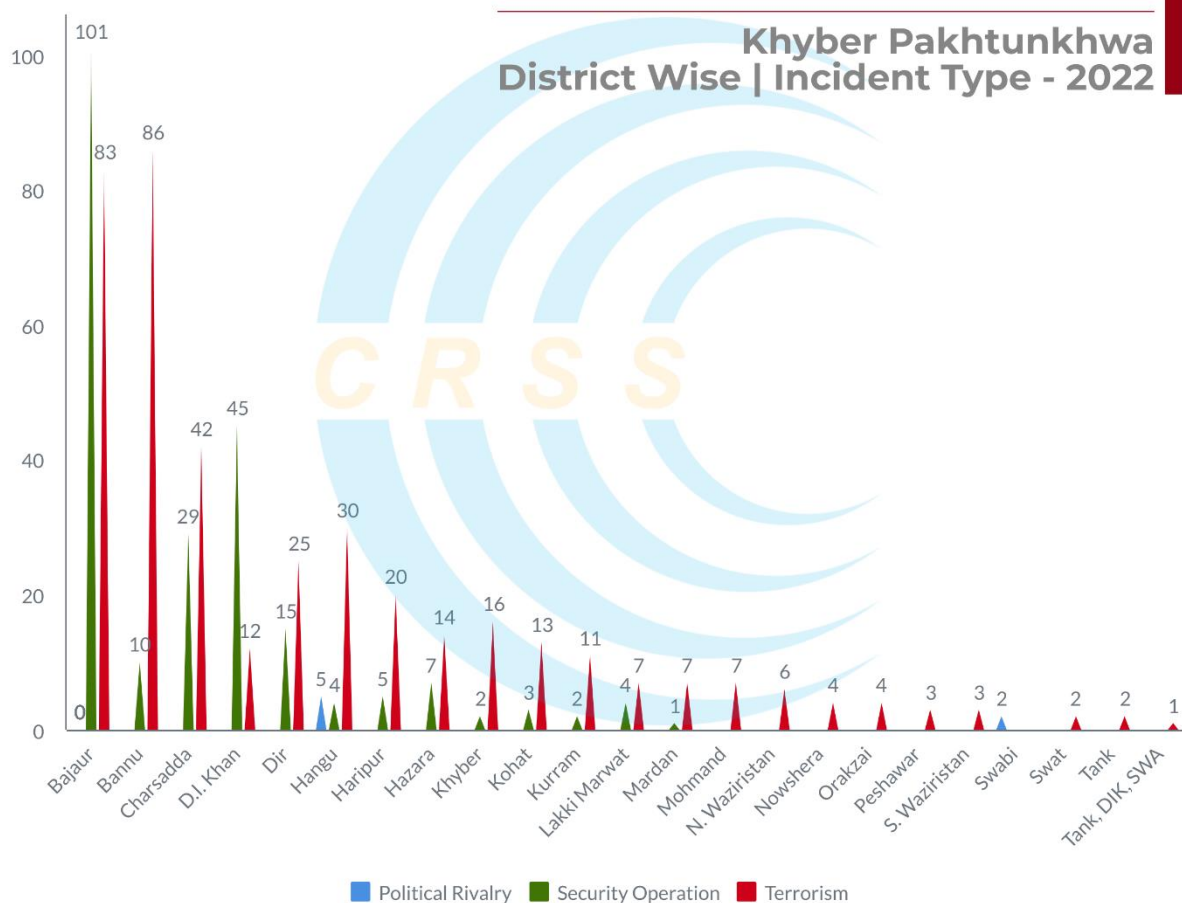
In KP, the Bajaur district had the highest number of fatalities from terror and counter-terror operations. Bannu, Charsadda, D.I. Khan, Dir, Hangu, Haripur, Hazara, Khyber, Kohat, Kurram, and Lakki Marwat suffered two-digit fatalities. Fatalities from terror attacks were higher than from security operations (Table 17).

Districts	Political Rivalry	Security Operation	Terrorism	Grand Total
Bajaur	0	101	83	184
Bannu	0	10	86	96
Charsadda	0	29	42	71
D.I. Khan	0	45	12	57
Dir	0	15	25	40
Hangu	5	4	30	39
Haripur	0	5	20	25
Hazara	0	7	14	21
Khyber	0	2	16	18
Kohat	0	3	13	16
Kurram	0	2	11	13
Lakki Marwat	0	4	7	11
Mardan	0	1	7	8
Mohmand	0	0	7	7
N. Waziristan	0	0	6	6
Nowshera	0	0	4	4

Orakzai	0	0	4	4
Peshawar	0	0	3	3
S. Waziristan	0	0	3	3
Swabi	2	0	0	2
Swat	0	0	2	2
Tank	0	0	2	2
Tank, DIK, SWA	0	0	1	1
Total	7	228	398	633

Fatalities from Violence

Terrorism and Counter-Terrorism



Number of Fatalities

Annual Security Report | 2022 | Pakistan | Center for Research and Security Studies

PUNJAB

In the Punjab province, all districts had fatalities from terror attacks except in Narowal where one outlaw was eliminated in security operations. Lahore had the highest number of fatalities in the province (Table 18).

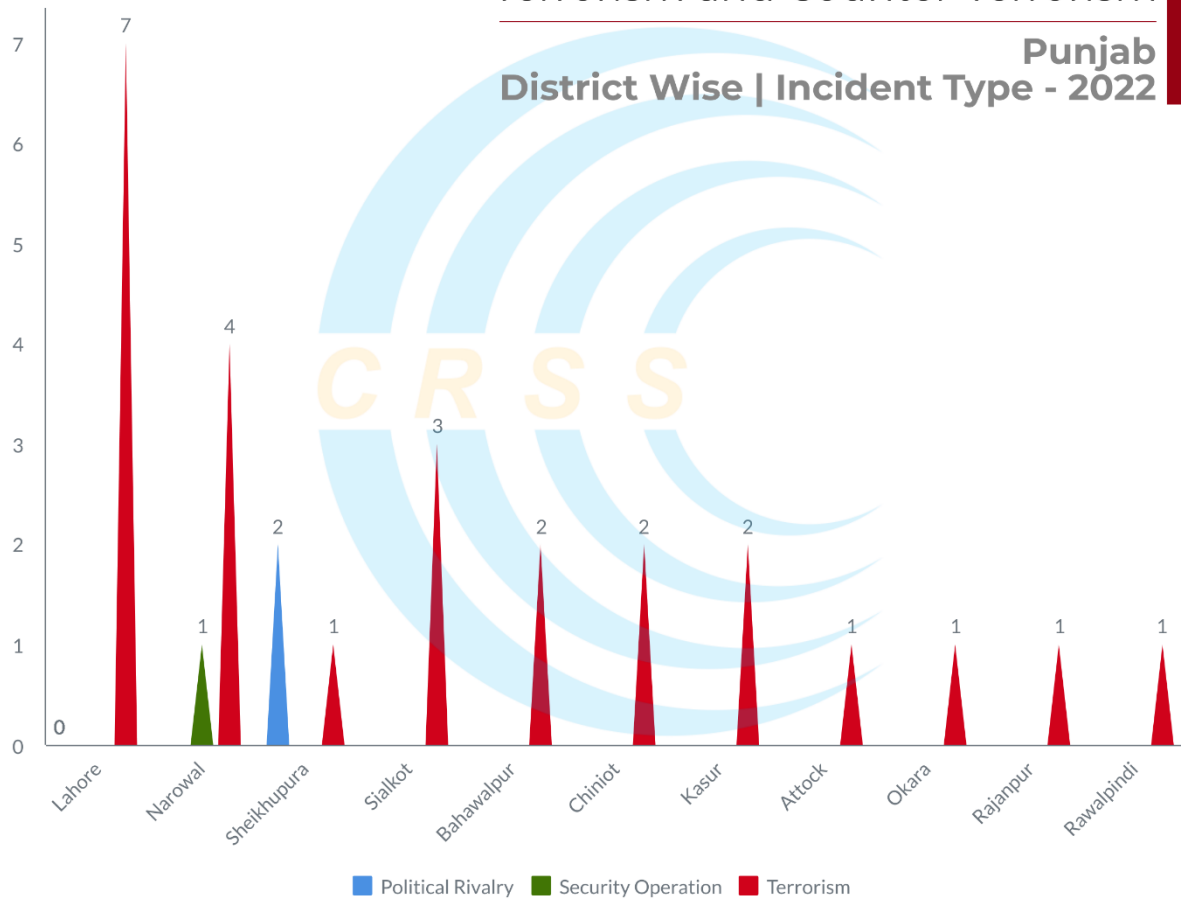
TABLE 18 FATALITIES FROM TERROR/ COUNTER-TERROR INCIDENTS IN PUNJAB DISTRICT WISE - 2022				
Districts	Political Rivalry	Security Operation	Terrorism	Grand Total
Lahore	0	0	7	7
Narowal	0	1	4	5
Sheikhupura	2	0	1	3
Sialkot	0	0	3	3
Bahawalpur	0	0	2	2
Chiniot	0	0	2	2
Kasur	0	0	2	2
Attock	0	0	1	1
Okara	0	0	1	1
Rajanpur	0	0	1	1
Rawalpindi	0	0	1	1
Total	2	1	25	28

Fatalities from Violence

Terrorism and Counter-Terrorism

Punjab

District Wise | Incident Type - 2022



Number of Fatalities

Annual Security Report | 2022 | Pakistan | Center for Research and Security Studies

SINDH

Karachi district suffered nearly 80% fatalities from terror and counter-terror incidents in Sindh followed by Ghotki, Sukkur, Jacobabad, and others. Only eight outlaws were eliminated against 48 fatalities from terror attacks in Sindh (Table 19).

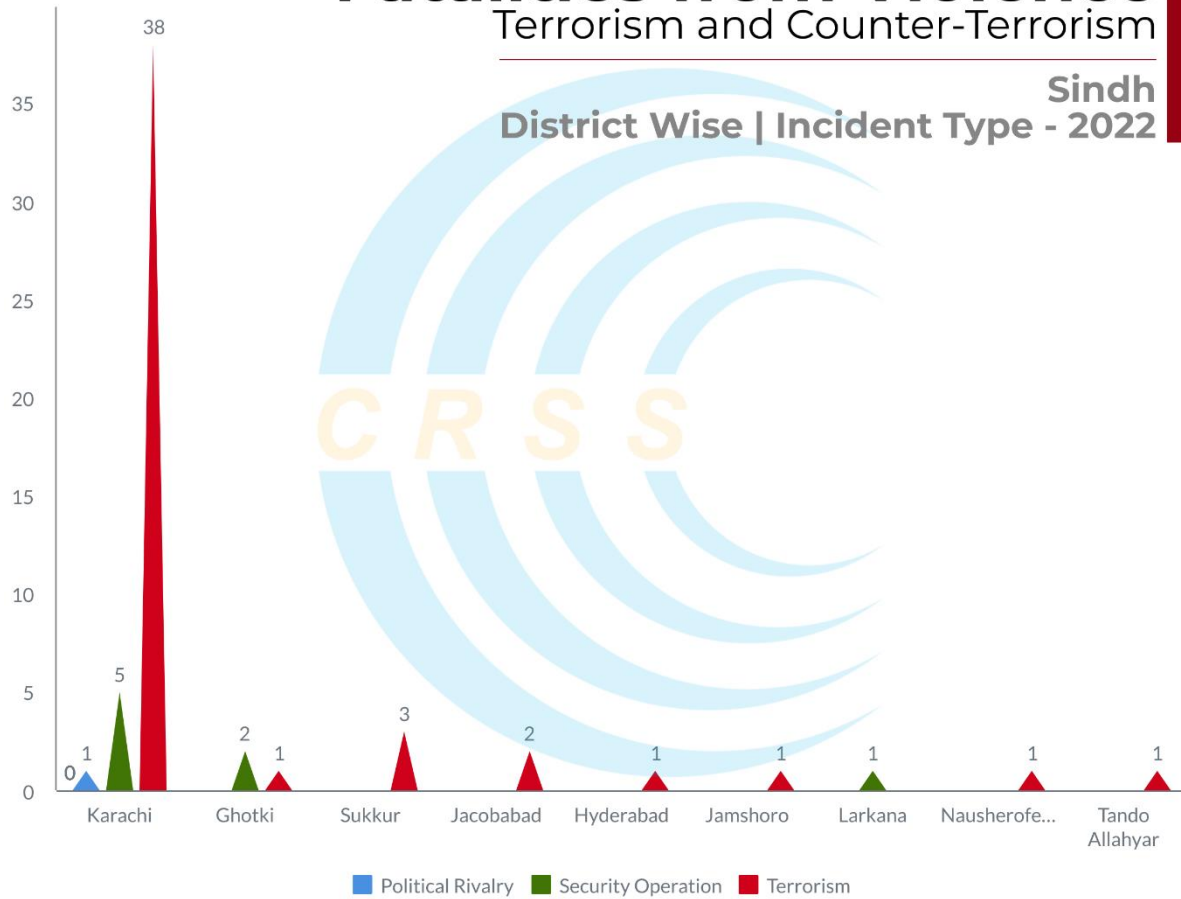
TABLE 19				
FATALITIES FROM TERROR/ COUNTER-TERROR INCIDENTS IN SINDH DISTRICT WISE - 2022				
Districts	Political Rivalry	Security Operation	Terrorism	Grand Total
Karachi	1	5	38	44
Ghotki	0	2	1	3
Sukkur	0	0	3	3
Jacobabad	0	0	2	2
Hyderabad	0	0	1	1
Jamshoro	0	0	1	1
Larkana	0	1	0	1
Nausheroferoze	0	0	1	1
Tando Allahyar	0	0	1	1
Total	1	8	48	57

Fatalities from Violence

Terrorism and Counter-Terrorism

Sindh

District Wise | Incident Type - 2022



Number of Fatalities

Annual Security Report | 2022 | Pakistan | Center for Research and Security Studies

ICT, AJK, AND GB

Zero fatalities related to the incidents of terrorism and counter-terrorism operations were reported from AJK and Gilgit Baltistan while ICT counted 8 fatalities and 35 such casualties during this year (Table 20).

Region	Number of Attacks	Fatalities	Injuries	Casualties
AJK	0	0	0	0
Gilgit Baltistan	0	0	0	0
ICT	9	8	27	35
Total	9	8	27	35

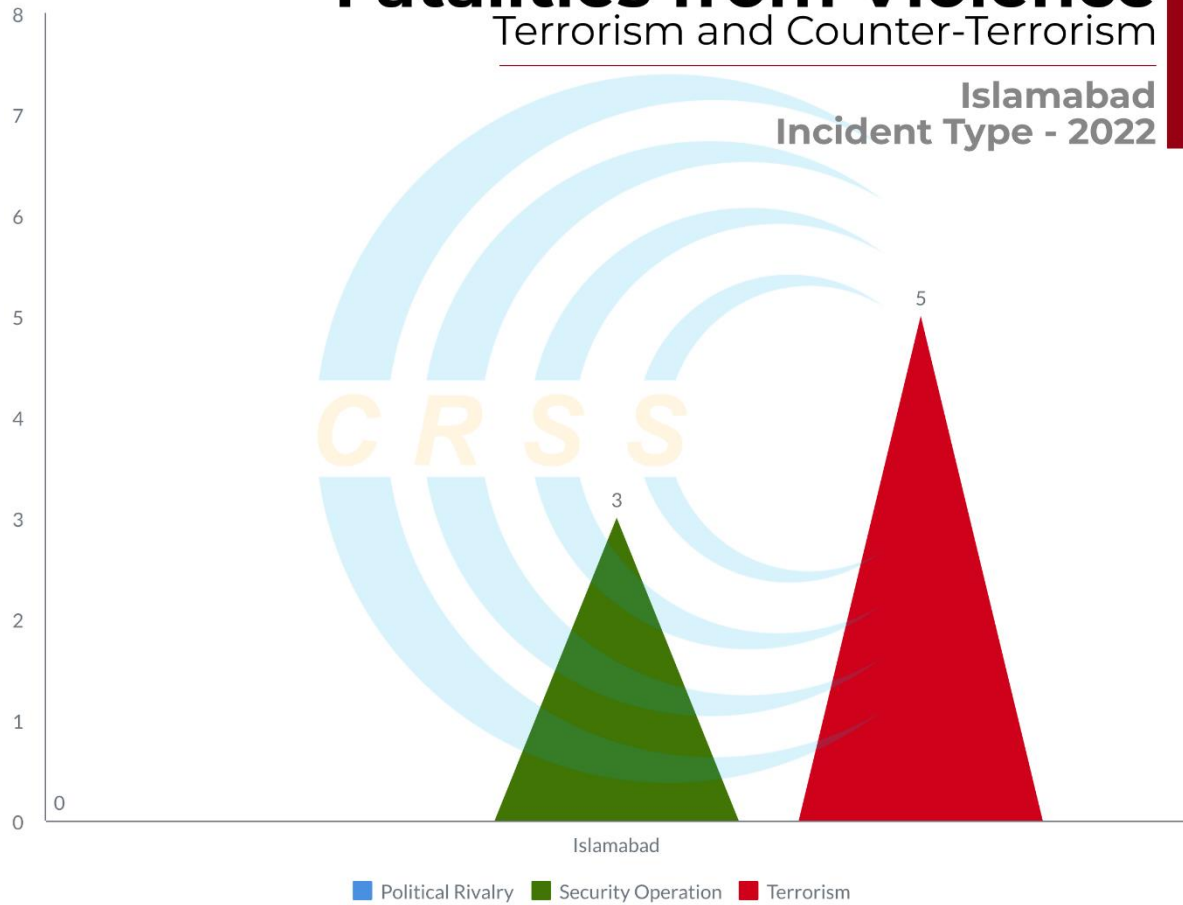
Police in the capital Islamabad thwarted a suicide attack claimed by the TTP. When intercepted, the suicide bomber triggered his device. A raid conducted by the Eagle Squad on a drug baron's hideout in Shehzad Town resulted in a cross-fire and left a young police constable dead (Table 21).

Region	Political Rivalry	Security Operation	Terrorism	Grand Total
Islamabad	0	3	5	8
Total	0	3	5	8

Fatalities from Violence

Terrorism and Counter-Terrorism

Islamabad
Incident Type - 2022



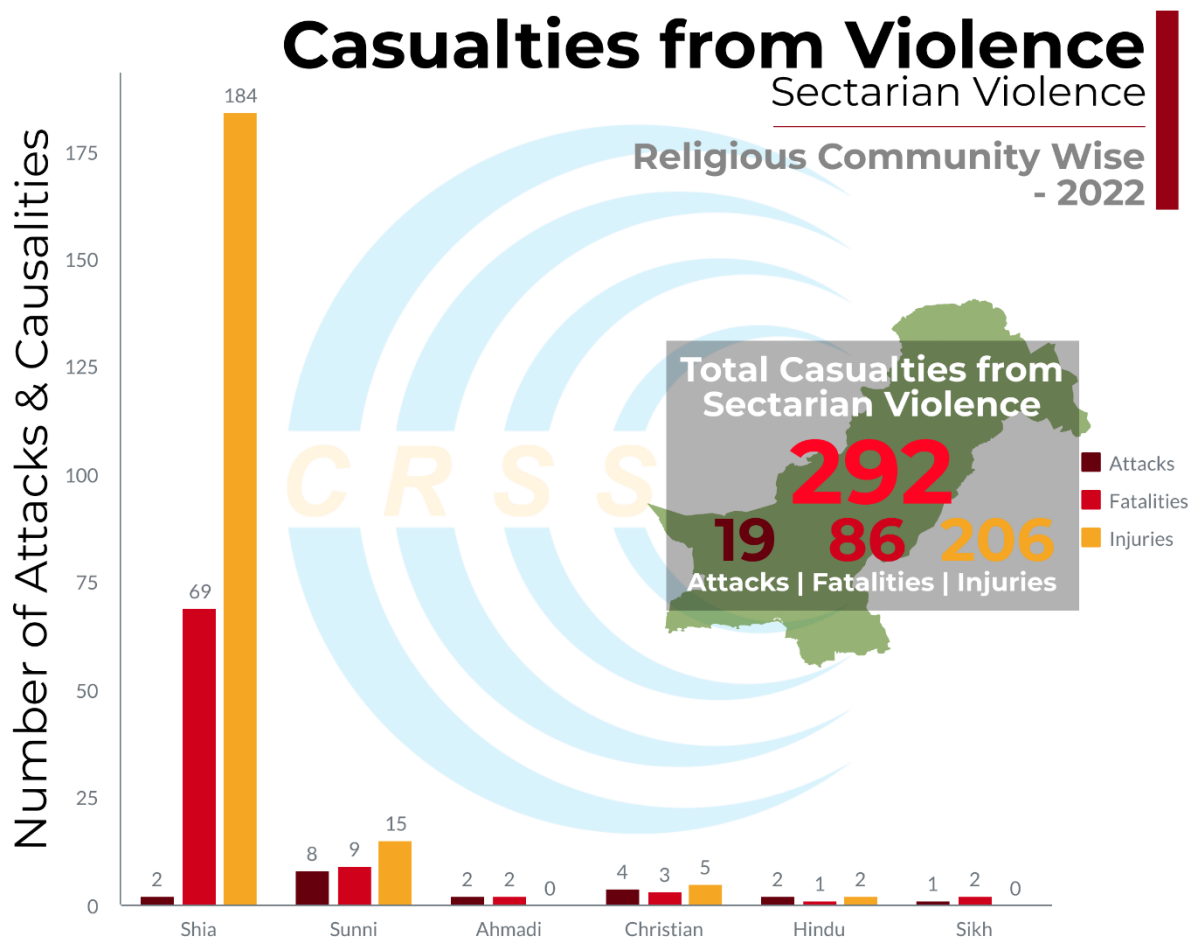
Number of Fatalities

Annual Security Report | 2022 | Pakistan | Center for Research and Security Studies

CASUALTIES FROM SECTARIAN VIOLENCE

As many as 292 persons fell victim to sectarian violence in 2022; some 86 lost their lives while 206 were injured. The Shia community suffered the highest number of casualties while the Sunni community was the second largest victim of sectarian violence. Christians, Hindus, and Sikhs were also among the victims of sectarian violence this year (Table 22).

Religious Community	Number of Attacks	Fatalities	Injuries	Casualties
Ahmadi	2	2	0	2
Christian	4	3	5	8
Hindu	2	1	2	3
Shia	2	69	184	253
Sikh	1	2	0	2
Sunni	8	9	15	24
Total	19	86	206	292



Annual Security Report | 2022 | Pakistan | Center for Research and Security Studies

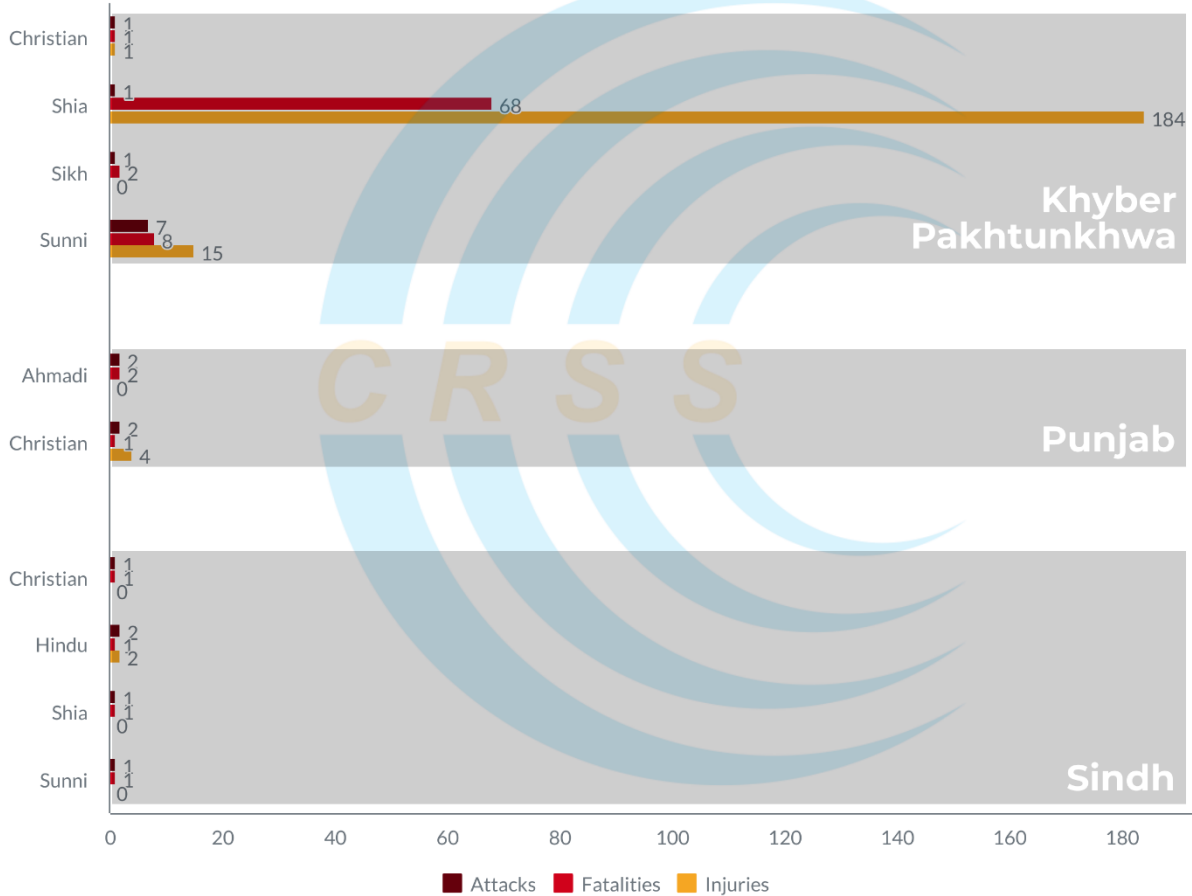
Terror attacks and target killings driven by sectarian hatred were reported from three provinces. KP had the highest number of casualties (79 dead and 200 wounded), followed by Punjab (3 dead and 4 injured) and Sindh (4 dead and 2 injured) (Table 23).

TABLE 23			
CASUALTIES FROM SECTARIAN VIOLENCE BY RELIGIOUS COMMUNITY, PROVINCE - 2022			
Religious Identity	Number of Attacks	Fatalities	Injuries
KP			
Christian	1	1	1
Shia	1	68	184
Sikh	1	2	0
Sunni	7	8	15
Total	10	79	200
Punjab			
Ahmadi	2	2	0
Christian	2	1	4
Total	4	3	4
Sindh			
Christian	1	1	0
Hindu	2	1	2
Shia	1	1	0
Sunni	1	1	0
Total	5	4	2
Grand Total	19	86	206

Casualties from Violence

Sectarian Violence

Religious Community Wise | By Province - 2022



Number of Attacks & Casualties

Annual Security Report | 2022 | Pakistan | Center for Research and Security Studies

Most victims of sectarian violence were the common people belonging to different religious faiths and attached to religious parties or religious activities (Table 24).

Victims	Number of Attacks	Fatalities	Injuries	Casualties
Civilians	12	80	204	284
Religious Party	4	4	0	4
Religious Person	3	2	2	4
Total	19	86	206	292

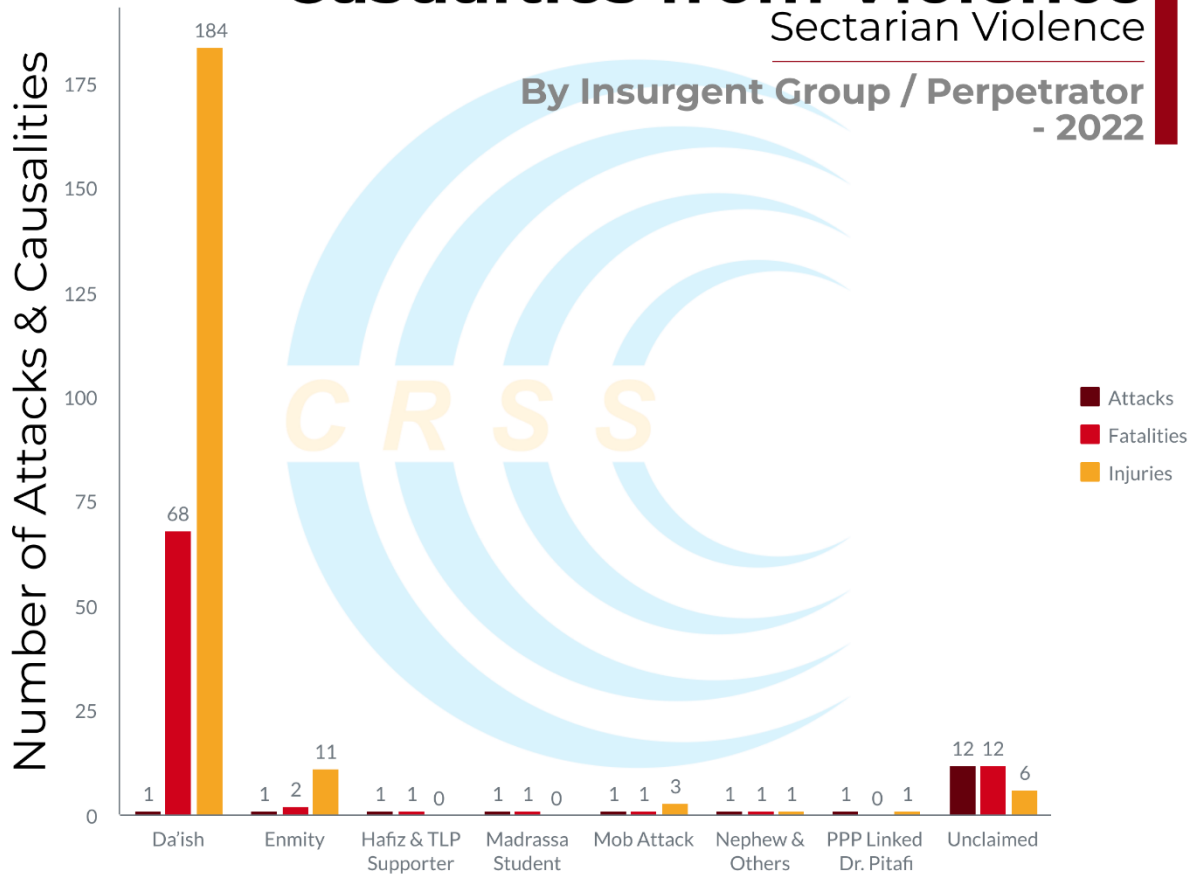
A deadly suicide attack at the Imamia Mosque in Koocha Risaldar in Peshawar - leaving 68 dead and 184 injured - was claimed by IS-K. Four militants, reportedly involved in the attack, were later killed in Peshawar. In Lahore, a mob beat a young Christian to death following a petty dispute with some Muslim youngsters. A madrassa student stabbed a young Ahmadi in Okara to death, while a Hafiz and follower of Tehreek-e-Labbaik Pakistan murdered an Ahmadi in broad daylight in Chiniot. During a Friday prayer, a man opened fire at worshippers, killing 1 person and 11 injuring another in Lakki Marwat (KP) because of personal enmity. A Hindu family was attacked and injured in Mirpur Mathelo (Sindh) on a petty matter by the people who were accompanying Dr. Shamsheer Pitafi, a cousin of Sindh Minister Livestock and Fisheries (Table 25).

TABLE 25				
CASUALTIES FROM SECTARIAN VIOLENCE BY INSURGENT GROUP/ PERPETRATOR - 2022				
Perpetrator	Number of Attacks	Fatalities	Injuries	Casualties
Da'ish	1	68	184	252
Enmity	1	2	11	13
Hafiz & TLP Supporter	1	1	0	1
Madrassa Student	1	1	0	1
Mob Attack	1	1	3	4
Nephew & Others	1	1	1	2
PPP Linked Dr. Pitafi	1	0	1	1
Unclaimed	12	12	6	18
Total	19	86	206	292

Casualties from Violence

Sectarian Violence

By Insurgent Group / Perpetrator
- 2022



Annual Security Report | 2022 | Pakistan | Center for Research and Security Studies

MAJOR TRENDS DURING 2022

With the return of proxy terrorist violence in the latter part of 2022, alarming trends can be discerned as far as Pakistan's security challenges in 2022 were concerned:

- a) Most of the terrorist violence originated from eastern Afghanistan, officials claimed, with top TTP militants enjoying the hospitality of Afghan Taliban.
- b) Even the Afghan Taliban revived the issue of the Durand Line and began questioning as well as puncturing the border fence that had been erected at a cost of \$ 500 million.
- c) Security forces remained the primary target of terrorist attacks in KP and Balochistan.
- d) The TTP, BLA, and Da'esh (IS-K) emerged as the most vicious triad that led to the surge in terror across the country.
- e) KP bore brunt of the unprecedented spike in violence in over a decade, with a 59% uptick in human losses.
- f) Most of the terrorist strikes are concentrated in the Greater Bannu region that is adjacent to Waziristan, Bajaur, and Kurram districts. These districts directly abut Afghan provinces Kunar, Nangarhar, Paktia, and Paktika, and thus serve as a springboard for terrorist missions into the Pakistani mainland.

In 2023, Pakistan is likely to endure more violence. The pattern over the last decade suggests that the security forces including the army and police as well as KP and Balochistan provinces will remain under terrorist violence. Also, these challenges are likely to persist as long as terrorist outfits enjoy safety in Afghanistan.